

CONTENTS

4 2010 OUTLOOK

The Pioneers look to renew their climb up the OAC standings in 2010.

6 COACHING STAFF

Jeff Filkovski begins his third season as Marietta's 28th football coach.

12 PIONEER PLAYERS

Everything you need to know about Pioneer letterwinners from Quincy Bell to Joe Williams.

23 THE OAC AND 2010 OPPONENTS

Information on the OAC and all 10 Pioneer opponents for the 2010 season.

31 2009 REVIEW

Review of the Pioneers' 2009 season.

42 THE RECORD BOOK

A rich history of Pioneer football is chronicled in a listing of outstanding performances.

STAFF

- 6 Head Coach Jeff Filkovski
- 7-9 Assistant Coaches

GENERAL INFORMATION

- 2 Marietta College
- 23 Ohio Athletic Conference
- 39 Don Drumm Stadium
- 62 Dr. Jean A. Scott
- 62 Larry Hiser
- 62 Athletic Staff
- 63 Media Info & Directions

2010 SEASON

- 4-5 Outlook
- 10 Alphabetical Roster
- 11 Numerical Roster
- 12-22 Returning Lettermen
- 25-29 The Opponents
- 30 Scores vs. '10 Foes

2009 SEASON

- 31 Review
- 32-36 Game-By-Game
- 36-38 Statistics

NUMBERS AND RECORDS

- 40-41 Marietta Football History
- 41 Coaching History
- 42-43 Individual Records
- 43 Single Season Team Records
- 44-46 Annual Leaders
- 47 Former Captains
- 48-49 Postseason Honors
- 50-54 Former Players
- 55 The Last Time
- 56-59 All-Time Scores
- 60 Year-By-Year Records
- 61 Marietta vs. All Opponents

President: Dr. Jean A. Scott (Westhampton College at the University of Richmond, 1968)
 Enrollment: 1,450
 Founded: 1835
 Location: Marietta, Ohio
 Nickname: Pioneers
 Colors: Navy Blue and White
 Conference: Ohio Athletic Conference
 Division: NCAA Division III
 Stadium: Don Drumm Stadium (5,000)
 Interim Athletics Director: Larry Hiser (Ohio Northern, 1987)
 Head Football Coach: Jeff Filkovski (Allegheny, 1991)
 Career Record: 5-15 (2 years)
 Marietta College Record: 5-15 (2 years)
 2009 Record: (3-7 overall, 2-7 OAC)
 Letterwinners Returning: 26
 Starters Returning: 6 Off., 6 Def., 1 ST
 Basic Offense/Defense: Multiple/4-3
 Certified Athletic Trainer: Kemery Sigmund
 Team Physician: Dr. Darlene Snider

2010 FOOTBALL GUIDE CREDITS

Editor: Dan May '03
 Cover Design & Layout: Ryan Zundell '93
 Contributing Photographers: Mitch Casey, Larry Kave, Dan May
 Advertisement Sales: Wendy Thieman
 Sports Information Office
 215 Fifth Street, Marietta, OH 45750
 Director: Dan May
 Office: (740) 376-4891
 Fax: (740) 376-4674
 E-mail: mayd@marietta.edu
 Web site: <http://pioneers.marietta.edu>

MARIETTA COLLEGE

*When you're a Pioneer, you're part of a
diverse and vibrant campus experience*

Marietta College traces its beginnings to the establishment of the Muskingum Academy, which was founded by pioneer settlers in 1797, in Marietta, Ohio. The Academy became the first institute of higher education in the Northwest Territory.

In 1835, Marietta College received its charter from the State of Ohio to offer college-level degrees. As a result, 175 years later, Marietta College now includes more than 40 buildings over 90 acres located two blocks from downtown Marietta.

Marietta College is a private, nonsectarian, coeducational, contemporary liberal arts college. As an institution of higher education, Marietta College seeks to prepare highly qualified graduates through its educational programs. Consistently ranked by U. S. News and World Report among the best liberal arts colleges in the Midwest, Marietta has attained national recognition for many of its programs, including studies in leadership education.

The faculty at Marietta College are one of the school's best assets. "Teaching is my calling, not my job," says Dr. Mabry O'Donnell, professor of communication and media studies. "I enjoy seeing the changes students make over the course of their academic careers."



A FEW NOTABLE MARIETTA COLLEGE ALUMS

- Penny Contner 1972 - President, Not Bad For A Girl, Inc. and former co-producer of television's *ER*.
- Charles C. Dawes 1884: Vice President of the United States; Nobel Prize winner.
- Byron Bancroft "Ban" Johnson 1887: Founder of Baseball's American League.
- Bill Kinney 1952: Retired President of Marathon International Oil.
- F. Story Musgrave 1960: Retired NASA Astronaut and Shuttle Pilot.
- Terence J. "Terry" Mulholland 1985: Retired Major League Pitcher.
- James E. Tracy 1978: MLB Colorado Rockies Manager.

The fall enrollment of the College was 1,450, including students from 40 states and 10 countries. The male-to-female ratio is nearly 50:50, and the student-to-faculty ratio is 13:1.

The community of Marietta, Ohio, was settled in 1788 by Revolutionary War veterans and became the first settlement of the Northwest Territory. Now a city of 14,000, Marietta saw its greatest growth during the oil boom of the late 19th century. Still, Marietta has retained a particular pioneer spirit of independence and outward New England charm. Its historical significance also makes Marietta a popular location for tourists around the country.

Marietta is a riverboat town situated at the confluence of the Ohio and Muskingum rivers, and many of the community's most important celebrations and activities are associated with the rivers.

Marietta is part of the Marietta-Parkersburg metropolitan area, which has a population of more than 130,000. It is located 120 miles southeast of Columbus, Ohio; 140 miles southwest of Pittsburgh, Pa.; and 90 miles north of Charleston, W.Va.

Direct air service is available from Washington, D.C., with multiple daily flights out of the Mid-Ohio Valley Airport in Wood County, W.Va., located five minutes from Marietta.

Junior quarterback Andrew Keller



2010 OUTLOOK

Pioneers feature 26 lettermen in 2010

The Marietta College football team will continue its growth under third-year Head Coach Jeff Filkovski in 2010. While still bottom-heavy in terms of class makeup, the Pioneers have the talent and are gaining the experience necessary for success against their Ohio Athletic Conference foes.

Fans should once again expect Marietta to rely on its running attack and aggressive defense to control the tempo on the gridiron. The Pioneers return 54 players from the 2009 squad. Leading that core is 28 lettermen, including six seniors, 12 juniors and eight sophomores. Seven returning starters on offense and six on defense will also be a key to Marietta's experience.

Senior All-OAC second team defensive end Adam Tate will anchor a defense that returns five of its front seven. Senior defensive tackle Pete Santagate is also expected back in the trenches. Junior Dan Starr should once again run the defense at middle linebacker and be flanked by junior Joe Williams and sophomore George Grady. Sophomore free safety Rahkeem Caver, however, is the lone starting defensive back on the roster.

Senior All-OAC honorable mention right tackle Cameron Kiger and junior right guard Matt Myers provide a solid foundation for the running game and the protection of junior quarterback Andrew Keller. Also expected back on offense are senior wide receiver Cory Kriebbaum, junior wide receiver Jahmaal Jones, senior tight end Zach Lashaway and senior fullback Rich Klingel.

Here is a look at the Pioneers by position:

Quarterback: Junior Andrew Keller returns for a third season, including his second year as the starting quarterback. In nine games, Keller completed 119-of-206 passes and threw for 1,296 yards and eight touchdowns. Junior Kyle Shackle will once again push Keller for time under center as will sophomore Tom Fulton. Shackle completed 22-of-33 passes and threw for 164 yards and one touchdown in three appearances last season.

Running back: A pair of returners—junior Mat Fling and sophomore Tevin Dones—will attempt to fill the void left by the graduation of two-time All-OAC standout Lamar Hunter. Fling, who appeared in six games as a backup fullback, did not carry the ball but caught two passes for 38 yards in 2009. Dones saw action in seven games and finished with 46 carries for 159 yards. Senior Rich Klingel returns for

his third straight season as the team's primary fullback. Last year, Klingel did not have any carries but had seven receptions for 59 yards.

Wide receiver: Senior Cory Kriechbaum and juniors Jahmaal Jones and Chad Walker, who combined for 92 of the team's 139 receptions, return in 2010. Kriechbaum, a three-year starter, pulled in a team-best 33 passes for 284 yards and two scores. Jones, a two-year starter, added 31 catches for 372 yards and two scores. Walker finished with 28 receptions for a team-best 444 yards and one score. Sophomores Kirby Harris and Sean Munfield will also battle for opportunities on the field in 2010.

Tight end: Senior Zach Lashaway returns for his fourth and final season as the primary tight end. Lashaway had six receptions for 40 yards and one touchdown while also helping to open holes for the OAC's leading rusher.

Offensive line: Senior All-OAC tackle Cameron Kiger and junior guard Matt Myers anchor the right side of the line for a third straight year. Sophomores Nolan Carter, Ashton Watts and Winston West are anticipated to step into larger roles on the offensive line, while senior Isaiah Hill and junior Tarek Nusseibeh have switched over from the defensive line to help build depth in 2010.

Defensive line: Senior All-OAC defensive end Adam Tate and senior defensive tackle Pete Santagate return to the trenches in 2010. Tate led all linemen and ranked fourth on the team with 53 total stops, which included 11 ½ tackles for loss and five sacks. Santagate added 27 hits a year ago. Sophomores Gaston Hayes and Steve Perrin saw extensive action a year ago and will team up with sophomores Andrew Fox, Dave Olach and Joe Terrell to keep the Pioneers fresh on the defensive line in 2010.

Linebacker: Junior Dan Starr should once again run the defense at middle linebacker and be flanked by junior Joe Williams and sophomore George Grady. Starr, a two-year starter, was limited to just six games because of injury but collected 48 stops. Williams ranked third on the squad with 53 hits, including eight tackles for loss and 2 ½ sacks, while Grady added 49 tackles, including 5 ½ tackles for loss and two sacks. Junior James Borwell also spent time as a regular starter and finished with 47 hits. In addition, senior David Balent and sophomore Kadeem Corbin earned valuable experience, which will help them make a bigger impact in 2010.

Defensive backfield: Sophomore free safety Rahkeem Caver is the only returning Pioneer that was a regular starter last season. Caver paced all defenders with 59 hits and two interceptions. Junior Jake Depp, who started the final three games and made 23 tackles, also carries valuable experience into this season. Sophomores Quincy Bell, Louis DiPaolo, Jake Kobilarcsik and Chris Muller as well, as senior Alex Strittmatter, who is making the transition to defensive back, will battle for opportunities in 2010.

Special teams: Junior Kyle Cardwell is the lone kicking specialist back on the roster. He was 1-for-1 in field goal attempts while averaging 52.8 yards on 17 kickoffs and 35.0 yards on two punts. A group of newcomers will battle for the place-kicking and punting roles, while David Olach should handle the long snapping duties this season. Marietta is expecting a host of speedsters back to receive punts and kicks in 2010. Senior Cory Kriechbaum has been the primary punt return specialist the last two seasons. Junior Chad Walker led all players with 30 kick returns for 489 yards in 2009.

Schedule: The Pioneers will attempt to win their season opener for the ninth time in the last 10 years when they visit Thiel (Pa.) Sept. 4. After a bye in week two, Marietta will welcome Muskingum to Don Drumm Stadium for its home opener Sept. 18. The Pioneers and Muskies will battle for the Shrine Trophy in front of a sixth annual River City Bowl crowd on Alumni Day, which will be televised by WTAP-TV. Two straight trips to northeast Ohio follow as Marietta visits John Carroll Sept. 25 and Baldwin-Wallace Oct. 2. The Pioneers return home to take on Mount Union on "Take a Kid to the Game Day" Oct. 9. They then hit the road for two more games, playing at Wilmington Oct. 16 and at Heidelberg Oct. 23. In week nine, Ohio Northern will visit the Mid-Ohio Valley for Homecoming Oct. 30. The Pioneers remain at home in week 10 against Otterbein on Senior Day Nov. 6. Marietta then closes the season at Capital Nov. 13.

Senior defensive end Adam Tate

HEAD COACH JEFF FILKOVSKI

Coach Filkovski begins third season as head coach

Jeff Filkovski (Fil-kow-ski) begins his third year as the head football coach at Marietta College in 2010.

In his first two years, Filkovski has coached eight Pioneers to All-Ohio Athletic Conference honors and one to All-Region recognition while laying the foundation for his tenure at Marietta. Last season, senior Lamar Hunter was named All-Region second team and All-OAC first team. In addition, junior Adam Tate and senior George Frisch received All-OAC second team honors while junior Cameron Kiger and sophomore Cody Andrews earned All-OAC honorable mention. In 2008, senior Grant Cowell picked up All-OAC second team honors, while juniors Lamar Hunter and Clinton Thompson both received All-OAC honorable mention.

Filkovski, who has coached at both the collegiate and professional level, was the offensive coordinator at Heidelberg University in 2007. The Student Princes' offense ranked in the top five in the league in nine different offensive categories. As a result, Filkovski was named the 2007 Ohio Athletic Conference co-Assistant Coach of the Year.

Prior to joining Heidelberg, Filkovski was the offensive coordinator for the Cologne Centurions of NFL Europe. The Centurions had the second-ranked offense in the league and finished 6-4.

He began his coaching career as a quarterback coach/recruiting coordinator at the College of Holy Cross from 1992-95. Filkovski also spent one season as the quarterback coach at Thomas More College and four years in the same role at the University of Cincinnati. During his time at Cincinnati, the Bearcat

squad earned the 2002 Conference USA title. He started at Cincinnati as a graduate assistant in 1996 and was elevated to tight ends coach and recruiting coordinator in 1998.

Filkovski had an outstanding career as a quarterback at Allegheny (Pa.) College, where he earned a Bachelor of Arts in Psychology. In 1990, while being named the Football Gazette Division III Offensive Player of the Year and the Associated Press Little All-American Quarterback, Filkovski led the Gators to a 13-0-1 record and the NCAA Division III National Championship. The Pittsburgh native was also a prep standout in football and baseball at Penn-Trafford.

Filkovski, who lives in Marietta with his wife Stacy and daughters Avrey, 6, and Ariel, 4, will have a balance of familiar and fresh faces helping him lead the Pioneers in 2010. Denny Dorrel will be the defensive coordinator and Drew Mohr will be the defensive backs coach and strength coordinator for a third straight season. In addition, Rashawn West (linebackers/defensive backs) and Josh Jones (wide receivers) both return for another season. Joining the staff in 2010 will be Charles Boyd (running backs), Chuck Leierer (offensive line), John Prater (defensive line) and Blake Simmons (tight ends).



ASSISTANT COACHES

A talented coaching corps joins Filkovski in 2010

DEFENSIVE COORDINATOR: DENNY DORREL

Denny Dorrel returns for his third season as the Pioneers' defensive coordinator in 2010.

In his first year leading Marietta's defense, Dorrel coached a pair of All-OAC performers; senior linebacker Grant Cowell earned All-OAC second team, while junior defensive back Clinton Thompson received All-OAC honorable mention. In 2009, junior defensive end Adam Tate received All-OAC second team honors, while sophomore nose tackle Cody Andrews was given All-OAC honorable mention.

A native of Brookville, Indiana, Dorrel spent five seasons with Thomas More (Ky.) College, serving as the defensive line coach for three seasons before moving up to the defensive coordinator role for two years. While the defensive coordinator with the Saints, he coached 15 All-Presidents' Athletic Conference (PAC) players and four All-America standouts. In 2006, Dorrel led the top-ranked defense in PAC, which also finished 25th in the nation. Dorrel also served as the men's head tennis coach from 2005-06.

Dorrel is a 2001 graduate of Hanover College with a Bachelor of Arts in Communications. He was a four-year member of the Panther football team, putting on the pads from 1997-2000. As a senior, the captain earned All-Heartland Collegiate Athletic Conference (HCAC) honors. Dorrel helped Hanover win three HCAC Championships and make three NCAA Division III Football Championship appearances while totaling a four-year record of 37-7.

"I am looking forward to what we can accomplish this fall," Dorrel said. "We are going to continue to get after it on defense and try to set the tone for the rest of the team's success each week."

Dorrel and his wife Sarah live in Marietta.



OFFENSIVE LINE: CHUCK LEIERER

Chuck Leierer, a 1998 graduate of Hastings College, begins his first season as the offensive line coach at Marietta College.

"I am very grateful to Coach Filkovski for giving me the opportunity to join the Pioneer Football Family," Leierer said. "With the players and coaches in the program and the Don Drumm Stadium renovation getting started it is a great time to be a part of this program and I am very excited to see what we can accomplish."

Leierer spent the last two seasons with St. Lawrence University in Canton, N.Y. He was the offensive line coach for the Saints in 2008 and promoted to offensive coordinator in 2009. Leierer coached six All-Liberty League players while with St. Lawrence.

Leierer served an assistant coach at Luther College in Decatur, Iowa, from 2005-07. He began his tenure as the offensive line coach and junior varsity offensive coordinator and picked up run game coordinator and junior varsity head coaching duties in his second year. While with the Norse, Leierer coached five All-Iowa Intercollegiate Athletic Conference players, including a two-time All-American guard.

Leierer was a graduate assistant at the University of North Dakota during the 2003 and 2004 seasons. He coached the tight ends on the 2003 national runner-up team and assisted the offensive line on the 2004 national semifinalist squad.

Leierer began his collegiate coaching career with a three-year stint at Peru State College in Nebraska. He coached the tight ends in 2000 and 2001 before jumping to the offensive line in 2002. Three Bobcat players earned All-Midlands Collegiate Athletic Conference under his guidance.

Leierer earned a Bachelor of Arts in History from Hastings College. He then received his Masters of Science in Kinesiology from the University of North Dakota in 2005.



DEFENSIVE BACKS/STRENGTH COORDINATOR: DREW MOHR

Drew Mohr, a 2005 graduate of the University of Findlay, begins his third year as the defensive backfield coach and strength and conditioning coordinator with the Pioneers in 2010.

In his first season with Marietta, Mohr coached one All-OAC performer; junior Clinton Thompson earned honorable mention from the league coaches in 2008.


Mohr spent 2007 as a graduate assistant at Heidelberg University, where he coached the defensive backs and was the assistant strength and conditioning coach.

In 2006, he was the defensive coordinator and strength and conditioning coordinator at Mohawk High School in Sycamore, Ohio. Mohr also served as the junior high athletic director and physical education teacher during his time at Mohawk. Before joining the staff at Mohawk, he was the defensive coordinator and strength coach for two years at Van Buren High School.

Mohr earned a Bachelor of Science in Health and Physical Education from Findlay, where he played football from 2000-02.

"I am very grateful for the opportunity to continue my coaching career as a part of the Pioneer Football Family," Mohr said. "I am excited to begin our journey of developing quality individuals through the game of football."

Mohr and his wife Katie live in Marietta.

**WIDE RECEIVERS/RECRUITING COORDINATOR:
JOSH JONES**

Josh Jones, a 2005 graduate of Urbana University, begins his second season as the wide receivers coach and first as the recruiting coordinator for Marietta College.

Jones spent two years as a graduate assistant at Heidelberg University from 2006-2008 where he coached the running backs and the linebackers. He was also in charge of scouting reports, practice and game plans, video coordination and recruiting duties in the states of Michigan, Ohio, and Florida.

"It is a great honor to be a part of Coach Filkovski's staff," Jones said. "I am excited to be with the Pioneers and look forward to a great season."

Jones, who earned a bachelor's degree in Sports/Leisure Studies with emphasis in Sports Management from Urbana University and a master's degree in Education from Heidelberg University, was a four-year letterman as running back and corner back for the Blue Knights. He was a two-time All-Conference running back and an Academic All-Conference selection.

Jones, a native of Toledo, Ohio, lives in Marietta. He and his wife Ebony have two kids, Jasmine and Bryson.

**DEFENSIVE LINE:
JOHN PRATER**

John Prater, a 2008 graduate of the University of Wyoming, begins his first season coaching the linebackers at Marietta College.

Prater coached linebackers and was the video coordinator for the last two seasons at NCAA Division II Augustana College in Sioux Falls, S.D. During his time at Augustana, the Vikings made back-to-back bowl appearances in 2008 and 2009. In 2009, all three of Prater's starting linebackers were named All-Northern Sun Intercollegiate Conference.

Prater, a native of Kerrville, Texas, was a four-year letterman as an inside linebacker at Wyoming. He was a member of the 2004 Cowboy team that won the Las Vegas Bowl and the 2006 squad that finished the season ranked ninth in the country in total defense.

Prater graduated from the University of Wyoming with a Bachelor of Arts in Communications. He is currently working towards a Masters of Education in Teaching.

Prater and his wife Gwen live in Parkersburg, W.Va., with their son Johnny.



**LINEBACKERS/DEFENSIVE BACKS:
RASHAWN WEST**

Rashawn West, a 2008 graduate of Thomas More College, begins his third season coaching the linebackers and defensive backs for the Pioneers.

West, a four-year starter with the Saints, was a three-time All-Presidents' Athletic Conference (PAC) honoree, earning second team honors as a sophomore and junior linebacker and honorable mention as a senior corner back.

West, a native of Oxford, Ohio, earned a Bachelor of Arts in Educational Studies from Thomas More.



**RUNNING BACKS:
CHARLES BOYD**

Charles Boyd, a 2004 graduate of Urbana University, begins his first season as the running backs coach at Marietta College.

Boyd comes to Marietta after spending the last season as an assistant football coach at Woodward High School in Cincinnati, Ohio. He served as the co-defensive coordinator, linebackers coach and special teams coordinator with the Bulldogs. Boyd also assisted with the linebackers at Taft High School in 2006.

Boyd earned All-Mid-States Football Association honors as a linebacker at Urbana in 2001, 2002 and 2003. He was also a NAIA All-America selection in 2002 and 2003. The three-time team MVP led the Blue Knights and the league in tackles for three straight seasons. Boyd began his collegiate playing career as a running back at Miami University in 1997.

Boyd, a native of Cincinnati, earned a Bachelor of Science in Business Computer Systems from Urbana.



**TIGHT ENDS:
BLAKE SIMMONS**

Blake Simmons, a 2010 graduate of Ball State University, begins his first season as the tight ends coach at Marietta College.

Simmons spent the last five seasons as an assistant football coach at his alma mater Yorktown High School. During this time he not only led the junior varsity program but also assisted the varsity team's offense. In addition, he helped coach the varsity golf team in 2010.

Simmons, a native of Yorktown, Ind., earned a Bachelor of Science in Sports Administration from Ball State.



**CERTIFIED ATHLETIC TRAINER:
KEMERY SIGMUND**



ALPHABETICAL ROSTER

NO.	NAME	YR.	POS.	HT.	WT.	HOMETOWN/HIGH SCHOOL
14	Delé Adedapo	Sr.	K/P	6-0	190	Gahanna / Bexley
35	James Bailey	Fr.	LB	6-1	220	Parma / Independence
40	David Balent	Sr.	LB	5-9	195	Conifer, Colo. / Conifer
9	Quincy Bell *	So.	DB	5-8	180	Groveport / Groveport Madison
61	Shaun Berry	Fr.	OL	6-3	225	Zanesville / Zanesville
18	Matt Bloomfield	Fr.	WR	5-10	175	Proctorville / Fairland
10	Kyle Booth	Fr.	RB	5-6	175	Lewisburg / Tri-County North
55	James Borwell **	Jr.	LB	6-0	190	Katy, Texas / Morton Ranch
91	Jay Brenstuhl	So.	DL	5-10	260	Lancaster / Lancaster
4	Robert Brown	Fr.	DB	5-9	180	Orange Park, Fla. / Nathan B. Forrest
50	Ryan Brown	Fr.	DL	6-2	245	Farmington, Ark. / Farmington
97	Keeland Bryant	Fr.	DL	6-0	245	Houston, Texas / Booker T. Washington
96	Conner Busby	Fr.	K	6-1	170	Canton / Central Catholic
93	Kyle Cardwell *	Jr.	K	6-1	160	Uniontown / Green
72	Nolan Carter	So.	OL	6-3	330	Orlando, Fla. / Cypress Creek
2	Rahkeem Caver *	So.	DB	5-9	175	Hamilton / Hamilton
1	Keith Cherry	Fr.	DB	5-10	155	Live Oak, Fla. / Suwannee
56	Kadeem Corbin *	So.	LB	6-0	205	Cheltenham, Md. / Fredrick Douglas
20	Jason Cristini	So.	WR	5-8	170	Montoursville, Pa. / Montoursville
87	Joe Davis	Fr.	TE	6-5	240	Jordan, N.Y. / Jordan-Elbridge
33	Connor Denning	Fr.	DB	5-8	175	Strongsville / Strongsville
25	Jake Depp *	Jr.	DB	5-10	190	Geneva / Geneva
27	John DeRosa	So.	DB	5-11	190	Tolland, Conn. / St. Thomas More
48	Louis DiPaolo	So.	DB	5-9	185	Bridgeville, Pa. / Bishop Canevin
22	Tevin Dones *	So.	RB	5-9	190	Oakley, Calif. / Antioch
42	Mike Ecenbarger	Sr.	DT	5-7	185	Massillon / Fairless
28	Jordan Ellison	Fr.	CB	5-7	170	Douglasville, Ga. / South Paulding
16	Willy Ervin	So.	QB	5-10	165	S. Lake Tahoe, Calif. / South Tahoe
45	Brandon Ferguson	So.	FB	5-9	205	Canton / St. Thomas Aquinas
34	Mat Fling *	Jr.	RB	5-10	205	Norton / Norton
64	Andrew Fox	So.	DL	5-11	235	Washington, W.Va. / New Egypt
8	Tom Fulton	So.	QB	6-0	210	Pittsburgh, Pa. / Penn Hills
66	Josh Gavin	Fr.	OL	6-4	280	Hamilton / Hamilton Badin
31	Alex Gesicki	Fr.	WR	5-9	170	Independence / Independence
47	Andrew Gorman	Fr.	DL	5-11	240	Apopka, Fla. / Ocoee
13	George Grady *	So.	LB	5-9	170	Willowick / Eastlake North
71	Hogan Hamilton	Fr.	DL	6-2	220	Woodsfield / Monroe Central
21	Jacob Hammer	Fr.	FB	6-0	205	Wadsworth / St. Vincent-St. Mary
18	Kirby Harris	So.	WR	6-3	175	Greenville, S.C. / South Side
59	Gaston Hayes *	So.	DL	6-4	215	Cleveland / Rhodes
58	Isaiah Hill	Sr.	OL	6-2	235	Dover / Dover
23	Franklin Holmes	Fr.	LB	6-0	210	Millville, N.J. / Vineland
62	Cody Hopkins	Sr.	OL	5-11	220	Parkersburg, W.Va. / Parkersburg
99	Ian Hough	Fr.	DL	6-4	245	Pepperell, Mass. / Lawrence Academy
46	David Hughey	So.	LB	6-1	215	Parma / Normandy
95	Robert Jeffries	Fr.	DL	6-3	245	Lore City / Buckeye Trail
7	Jahmaal Jones **	Jr.	WR	5-11	210	Valrico, Fla. / Bloomingdale
53	Jeremy Jones	Fr.	DL	5-11	220	Enterprise, Ala. / University

NO.	NAME	YR.	POS.	HT.	WT.	HOMETOWN/HIGH SCHOOL
65	Jon Keener	Fr.	OL	6-0	275	Athens / Athens
12	Andrew Keller **	Jr.	QB	6-2	205	Cincinnati / Glen Este
52	Cameron Kiger **	Sr.	OL	6-2	260	Rockbridge / Logan
63	Nick Kimble	Fr.	OL	6-0	265	Lucasville / Minford
35	Rich Klingel **	Sr.	FB	5-11	210	Marion / River Valley
32	Jake Kobilarcsik	So.	DB	5-10	185	North Lawrence / Tuslaw
41	John Korth	So.	LB	6-0	215	New Albany / New Albany
6	Cory Kriechbaum ***	Sr.	WR	5-10	180	Marietta / Marietta
88	Zach Lashaway ***	Sr.	TE	6-1	230	Wauseon / Evergreen
98	Taylor Lemley	Fr.	DL	6-2	240	Racine / Southern Local
33	Mikale Long	Fr.	RB	5-7	155	Columbus / Eastmoor
78	Joseph Mahoney	So.	OL	6-4	235	Jeannette, Pa. / Greensberg C.C.
21	Josh Martin	Fr.	DB	5-7	150	Live Oak, Fla. / Suwannee
76	Dustin Melchior	Fr.	OL	6-4	260	Euclid / Euclid
49	Chris Muller	So.	DB	6-1	185	Grafton, W.Va. / Grafton
5	Sean Munfield	So.	WR	6-0	170	Marietta / Marietta
75	Matt Myers **	Jr.	OL	6-3	275	Zanesville / Maysville
37	Gerrell Nowling	Fr.	LB	6-0	190	Cleveland / Shaw
77	Tarek Nusselbeh *	Jr.	OL	6-2	240	Uniontown / North Canton Hoover
90	David Olach *	So.	DL	6-6	220	Avon / Avon
85	Austin Parks	Fr.	TE	6-0	210	Columbus / Westerville South
43	Ray Payne	So.	DB	6-0	185	Katy, Texas / Cinco Ranch
3	Martez Penn	Fr.	WR	6-1	185	Youngstown / East
94	Steve Perrin	So.	DL	5-11	295	Greenville, S.C. / Berea
30	Dylan Puckett	Fr.	LB	5-7	185	Salineville / Southern Local
29	David Rehm	Fr.	DB	5-11	175	Smithville / Smithville
81	Juliam Rivera	Fr.	WR	5-9	175	Orlando, Fla. / Cypress Creek
80	Tannon Roberts	Fr.	WR	5-11	175	West Palm Beach, Fla. / Berean Christian
27	Chris Sanders	Fr.	RB	5-6	185	Cleveland / St. Ignatius
57	Pete Santagate **	Sr.	DL	5-10	245	Venetia, Pa. / Peters Township
74	Brian Sefcik	Fr.	OL	6-4	310	Cleveland / Padua Franciscan
15	Kyle Shackle	Jr.	QB	6-0	190	Butler / Mount Vernon
36	Justin Shelton	So.	LB	6-0	210	Patriot / South Gallia
44	Jordan Siegel	Fr.	LB	5-10	220	Knox, Pa. / Keystone
11	Dan Starr **	Jr.	LB	5-11	215	Senecaville / Buckeye Trail
19	Alex Strittmatter	Sr.	DB	5-9	155	Ebensburg, Pa. / Penn Cambria
92	Adam Tate ***	Sr.	DL	6-1	260	Chesterhill / Federal Hocking
39	Joe Terrell *	So.	DL	5-10	215	Clinton, Md. / Fredrick Douglas
19	Renell Thompson	Fr.	WR	5-11	175	Dallas, Texas / Oak Cliff
17	Chase Walker	So.	RB	6-0	185	Spring Hill, Fla. / Central
89	Chad Walker **	Jr.	WR	6-0	180	Spring Hill, Fla. / Central
24	Tyrus Watts	Sr.	RB	5-6	175	Savannah, Ga. / Hershel Jenkins
54	Ashton Watts	So.	OL	6-0	235	Orlando Fla. / Ocoee
79	Winston West	So.	OL	6-3	300	Athens / Athens
38	Perry Wheeler	Fr.	RB	5-11	195	Marietta / Marietta
70	Rick Whyde	Fr.	OL	6-6	280	Newark / Licking Valley
26	Joe Williams *	Jr.	LB	6-2	215	Akron / Archbishop Hoban

* Denotes Letterwinners • Hometowns are Ohio unless noted • Roster subject to change

NUMERICAL ROSTER

No.	NAME	Yr.	Pos.	Ht.	Wt.	HOMETOWN/HIGH SCHOOL
1	Keith Cherry	Fr.	DB	5-10	155	Live Oak, Fla. / Suwannee
2	Rahkeem Caver	So.	DB	5-9	175	Hamilton / Hamilton
3	Martez Penn	Fr.	WR	6-1	185	Youngstown / East
4	Robert Brown	Fr.	DB	5-9	180	Orange Park, Fla. / Nathan B. Forrest
5	Sean Munfield	So.	WR	6-0	170	Marietta / Marietta
6	Cory Kriechbaum	Sr.	WR	5-10	180	Marietta / Marietta
7	Jahmaal Jones	Jr.	WR	5-11	210	Valrico, Fla. / Bloomingdale
8	Tom Fulton	So.	QB	6-0	210	Pittsburgh, Pa. / Penn Hills
9	Quincy Bell	So.	DB	5-8	180	Groveport / Groveport Madison
10	Kyle Booth	Fr.	RB	5-6	175	Lewisburg / Tri-County North
11	Dan Starr	Jr.	LB	5-11	215	Senecaville / Buckeye Trail
12	Andrew Keller	Jr.	QB	6-2	205	Cincinnati / Glen Este
13	George Grady	So.	LB	5-9	170	Willowick / Eastlake North
14	Delè Adedapo	Sr.	K/P	6-0	190	Gahanna / Bexley
15	Kyle Shackle	Jr.	QB	6-0	190	Butler / Mount Vernon
16	Willy Ervin	So.	QB	5-10	165	S. Lake Tahoe, Calif. / South Tahoe
17	Chase Walker	So.	RB	6-0	185	Spring Hill, Fla. / Central
18	Kirby Harris	So.	WR	6-3	175	Greenville, S.C. / South Side
19	Alex Strittmatter	Sr.	DB	5-9	155	Ebensburg, Pa. / Penn Cambria
19	Renell Thompson	Fr.	WR	5-11	175	Dallas, Texas / Oak Cliff
20	Jason Cristini	So.	WR	5-8	170	Montoursville, Pa. / Montoursville
21	Jacob Hammer	Fr.	FB	6-0	205	Wadsworth / St. Vincent-St. Mary
21	Josh Martin	Fr.	DB	5-7	150	Live Oak, Fla. / Suwannee
22	Tevin Dones	So.	RB	5-9	190	Oakley, Calif. / Antioch
23	Franklin Holmes	Fr.	LB	6-0	210	Millville, N.J. / Vineland
24	Tyrus Watts	Sr.	RB	5-6	175	Savannah, Ga. / Hershel Jenkins
25	Jake Depp	Jr.	DB	5-10	190	Geneva / Geneva
26	Joe Williams	Jr.	LB	6-2	215	Akron / Archbishop Hoban
27	John DeRosa	So.	DB	5-11	190	Tolland, Conn. / St. Thomas More
27	Chris Sanders	Fr.	RB	5-6	185	Cleveland / St. Ignatius
28	Jordan Ellison	Fr.	CB	5-7	170	Douglasville, Ga. / South Paulding
29	David Rehm	Fr.	DB	5-11	175	Smithville / Smithville
30	Dylan Puckett	Fr.	LB	5-7	185	Salineville / Southern Local
31	Alex Gesicki	Fr.	WR	5-9	170	Independence / Independence
32	Jake Kobilarcsik	So.	DB	5-10	185	North Lawrence / Tuslaw
33	Connor Denning	Fr.	DB	5-8	175	Strongsville / Strongsville
33	Mikale Long	Fr.	RB	5-7	155	Columbus / Eastmoor
34	Mat Fling	Jr.	RB	5-10	205	Norton / Norton
35	James Bailey	Fr.	LB	6-1	220	Parma / Independence
35	Rich Klingel	Sr.	FB	5-11	210	Marion / River Valley
36	Justin Shelton	So.	LB	6-0	210	Patriot / South Gallia
37	Gerrell Nowling	Fr.	LB	6-0	190	Cleveland / Shaw
38	Perry Wheeler	Fr.	RB	5-11	195	Marietta / Marietta
39	Joe Terrell	So.	DL	5-10	215	Clinton, Md. / Fredrick Douglas
40	David Balent	Sr.	LB	5-9	195	Conifer, Colo. / Conifer
41	John Korth	So.	LB	6-0	215	New Albany / New Albany
42	Mike Ecenbarger	Sr.	DT	5-7	185	Massillon / Fairless
43	Ray Payne	So.	DB	6-0	185	Katy, Texas / Cinco Ranch

No.	NAME	Yr.	Pos.	Ht.	Wt.	HOMETOWN/HIGH SCHOOL
44	Jordan Siegel	Fr.	LB	5-10	220	Knox, Pa. / Keystone
45	Brandon Ferguson	So.	FB	5-9	205	Canton / St. Thomas Aquinas
46	David Hughey	So.	LB	6-1	215	Parma / Normandy
47	Andrew Gorman	Fr.	DL	5-11	240	Apopka, Fla. / Ocoee
48	Louis DiPaolo	So.	DB	5-9	185	Bridgeville, Pa. / Bishop Canevin
49	Chris Muller	So.	DB	6-1	185	Grafton, W.Va. / Grafton
50	Ryan Brown	Fr.	DL	6-2	245	Farmington, Ark. / Farmington
52	Cameron Kiger	Sr.	OL	6-2	260	Rockbridge / Logan
53	Jeremey Jones	Fr.	DL	5-11	220	Enterprise, Ala. / University
54	Ashton Watts	So.	OL	6-0	235	Orlando Fla. / Ocoee
55	James Borwell	Jr.	LB	6-0	190	Katy, Texas / Morton Ranch
56	Kadeem Corbin	So.	LB	6-0	205	Cheltenham, Md. / Fredrick Douglas
57	Pete Santagate	Sr.	DL	5-10	245	Venetia, Pa. / Peters Township
58	Isaiah Hill	Sr.	OL	6-2	235	Dover / Dover
59	Gaston Hayes	So.	DL	6-4	215	Cleveland / Rhodes
61	Shaun Berry	Fr.	OL	6-3	225	Zanesville / Zanesville
62	Cody Hopkins	Sr.	OL	5-11	220	Parkersburg, W.Va. / Parkersburg
63	Nick Kimble	Fr.	OL	6-0	265	Lucasville / Minford
64	Andrew Fox	So.	DL	5-11	235	Washington, W.Va. / New Egypt
65	Jon Keener	Fr.	OL	6-0	275	Athens / Athens
66	Josh Gavin	Fr.	OL	6-4	280	Hamilton / Hamilton Badin
70	Rick Whyde	Fr.	OL	6-6	280	Newark / Licking Valley
71	Hogan Hamilton	Fr.	DL	6-2	220	Woodfield / Monroe Central
72	Nolan Carter	So.	OL	6-3	330	Orlando, Fla. / Cypress Creek
74	Brian Sefcik	Fr.	OL	6-4	310	Cleveland / Padua Franciscan
75	Matt Myers	Jr.	OL	6-3	275	Zanesville / Buckyville
76	Dustin Melchior	Fr.	OL	6-4	260	Euclid / Euclid
77	Tarek Nusseibeh	Jr.	OL	6-2	240	Uniontown / North Canton Hoover
78	Joseph Mahoney	So.	OL	6-4	235	Jeannette, Pa. / Greensberg C.C.
79	Winston West	So.	OL	6-3	300	Athens / Athens
80	Tannon Roberts	Fr.	WR	5-11	175	West Palm Beach, Fla. / Berean Christian
81	Juliam Rivera	Fr.	WR	5-9	175	Orlando, Fla. / Cypress Creek
83	Matt Bloomfield	Fr.	WR	5-10	175	Proctorville / Fairland
85	Austin Parks	Fr.	TE	6-0	210	Columbus / Westerville South
87	Joe Davis	Fr.	TE	6-5	240	Jordan, N.Y. / Jordan-Elbridge
88	Zach Lashaway	Sr.	TE	6-1	230	Wauseon / Evergreen
89	Chad Walker	Jr.	WR	6-0	180	Spring Hill, Fla. / Central
90	David Olach	So.	DL	6-6	220	Avon / Avon
91	Jay Brenstuhl	So.	DL	5-10	260	Lancaster / Lancaster
92	Adam Tate	Sr.	DL	6-1	260	Chesterhill / Federal Hocking
93	Kyle Cardwell	Jr.	K	6-1	160	Uniontown / Green
94	Steve Perrin	So.	DL	5-11	295	Greenville, S.C. / Berea
95	Robert Jeffries	Fr.	DL	6-3	245	Lore City / Buckeye Trail
96	Conner Busby	Fr.	K	6-1	170	Canton / Central Catholic
97	Keeland Bryant	Fr.	DL	6-0	245	Houston, Texas / Booker T. Washington
98	Taylor Lemley	Fr.	DL	6-2	240	Racine / Southern Local
99	Ian Hough	Fr.	DL	6-4	245	Pepperell, Mass. / Lawrence Academy

* Denotes Letterwinners • Hometowns are Ohio unless noted • Roster subject to change

RETURNING LETTERWINNERS

The Pioneers return 26 letterwinners for the 2010 season



9

QUINCY BELL

DEFENSIVE BACK • 5-8, 180, SOHPOMORE
GROVEPORT, OHIO • GROVEPORT MADISON

2009: Earned his first varsity letter as a freshman...Appeared in nine games and made three total tackles, including one for loss...Had a season-best two stops, including the one for loss, and also returned a block punt for 32 yards against Muskingum.

CAREER DEFENSIVE STATISTICS

	TACK	SOLO	ASST	SACKS	TFL	INT	PBU	FF	BLK	FR
2009	3	3	0	1	1	0	0	0	0	0



55

JAMES BORWELL

LINEBACKER • 6-0, 190, JUNIOR
KATY, TEXAS • MORTON RANCH

2009: Earned his second varsity letter as a sophomore...Appeared in all 10 games and made four starts...Finished with 47 total tackles, including 30 solo hits...Added 2 1/2 tackles for loss and broke up three passes...Posted a career-best 11 total stops against Wilmington.

2008: Saw action on the field in each of the final six games and earned his first varsity letter as a freshman...Collected five tackles and finished with two hits against both Muskingum and Heidelberg.

CAREER DEFENSIVE STATISTICS

	TACK	SOLO	ASST	SACKS	TFL	INT	PBU	FF	BLK	FR
2008	5	4	1	0	0	0	0	0	0	0
2009	47	30	17	0	2.5	0	3	0	0	0
CAREER	52	34	18	0	2.5	0	3	0	0	0



93

KYLE CARDWELL

KICKER • 6-1, 160, JUNIOR
UNIONTOWN, OHIO • GREEN

2009: Appeared in nine games and earned his first varsity letter as a sophomore...Was 1-for-1 in field goal attempts, hitting a 30-yard field goal against Ohio Northern...Averaged 35.0 yards on two punts...Handled the majority of the kickoff duties and averaged 52.8 yards on 17 kickoffs.

2008: Appeared in one game as a freshman and averaged 47.5 yards on two kickoffs.

CAREER FIELD GOAL STATISTICS

	ATT	MADE	LONG	PCT
2009	1	1	30	100.0

CAREER PUNTING STATISTICS

	ATT	YARDS	I20	AVG
2009	2	70	0	35.0



2

RAHKEEM CAVER

DEFENSIVE BACK • 5-9, 175, SOPHOMORE
HAMILTON, OHIO • HAMILTON

2009: Earned his first varsity letter as a freshman...Started all 10 games at free safety and paced the team with 59 total tackles...Had 38 solo stops, including one for loss...Pulled down a team-best two interceptions, including a 69-yard return against Thiel...Posted a season-best 11 hits against Heidelberg.

CAREER DEFENSIVE STATISTICS

	TACK	SOLO	ASST	SACKS	TFL	INT	PBU	FF	BLK	FR
2009	59	38	21	0	1	2	0	1	0	1



56

KADEEM CORBIN

LINEBACKER • 6-0, 205, SOPHOMORE
CHELTENHAM, MARYLAND • FREDERICK DOUGLAS

2009: Earned his first varsity letter as a freshman...Appeared in six games and finished with 12 total tackles, including six solo hits and 1/2 tackle for loss...Collected a career-high six total stops against Baldwin-Wallace.

CAREER DEFENSIVE STATISTICS

	TACK	SOLO	ASST	SACKS	TFL	INT	PBU	FF	BLK	FR
2009	12	6	6	0.5	0.5	0	0	0	0	0



25

JAKE DEPP

DEFENSIVE BACK • 5-10, 190, JUNIOR
GENEVA, OHIO • GENEVA

2009: Earned his first varsity letter as a sophomore...Appeared in nine games and worked his way into the starting lineup for the final three contests...Finished with 23 total tackles, including 13 solo hits...Had one tackle for loss and one interception...Collected a career-high 13 total stops against Mount Union.

2008: Appeared in three games and made one tackle as a freshman.

CAREER DEFENSIVE STATISTICS

	TACK	SOLO	ASST	SACKS	TFL	INT	PBU	FF	BLK	FR
2008	1	1	0	0	0	0	0	0	0	0
2009	23	13	10	0	1	1	0	0	0	0
CAREER	24	14	10	0	1	1	0	0	0	0



22

TEVIN DONES

RUNNING BACK • 5-9, 190, SOPHOMORE
OAKLEY, CALIFORNIA • ANTIOCH

2009: Earned his first varsity letter as a freshman...Appeared in seven games and finished second on the team with 46 carries for 159 yards...Caught four passes for 26 yards...Ran for a career-high 69 yards on 16 carries and caught two passes for 19 yards against Capital.

CAREER RUSHING STATISTICS

	ATT	YARDS	TD	LONG
2009	46	159	0	23

CAREER RECEIVING STATISTICS

	REC	YARDS	TD	LONG
2009	4	26	0	10



34

MAT FLING

RUNNING BACK • 5-10, 205, JUNIOR
NORTON, OHIO • NORTON

2009: Earned his first varsity letter as a sophomore...Appeared in six games and made one start...Caught two passes for 38 yards...Also helped open holes for the OAC's leading rusher.

2008: Appeared in two games and made one tackle as a freshman.

CAREER RUSHING STATISTICS

	ATT	YARDS	TD	LONG
2008	0	0	0	0
2009	0	0	0	0
CAREER	0	0	0	0

CAREER RECEIVING STATISTICS

	REC	YARDS	TD	LONG
2008	0	0	0	0
2009	2	38	0	33
CAREER	2	38	1	33



13

GEORGE GRADY

LINEBACKER • 5-9, 170 SOPHOMORE
WILLOWICK, OHIO • EASTLAKE NORTH

2009: Earned his first varsity letter as a freshman...Made six starts and saw action in all 10 games...Switched to outside linebacker midway through the season and finished with 49 total stops, which ranked sixth on the team...Had 28 solo hits, 5 1/2 tackles for loss and two sacks to go along with two forced fumbles...Posted a career-best 11 total tackles against Heidelberg.

CAREER DEFENSIVE STATISTICS

	TACK	SOLO	ASST	SACKS	TFL	INT	PBU	FF	BLK	FR
2009	49	28	21	2	5.5	0	0	2	0	0



59

GASTON HAYES

DEFENSIVE LINEMAN • 2-4, 215, SOPHOMORE
CLEVELAND, OHIO • RHODES

2009: Appeared in nine games and earned his first varsity letter as a freshman...Finished with 12 total tackles, including eight solo hits and two sacks...Posted a career-best four stops against both Baldwin-Wallace and Capital.

CAREER DEFENSIVE STATISTICS

	TACK	SOLO	ASST	SACKS	TFL	INT	PBU	FF	BLK	FR
2009	12	8	4	2	2	0	0	0	0	0





7

JAHMAAL JONES

WIDE RECEIVER • 5-9, 210, JUNIOR
VALRICO, FLORIDA • BLOOMINGDALE

2009: Started all 10 games and earned his second varsity letter as a sophomore...Finished second on the squad with 31 catches for 372 yards and tied for the team lead with two touchdown receptions...Returned three kickoffs for 24 yards...Pulled in a career-high six receptions for 114 yards and one score against Baldwin-Wallace.

2008: Played in all 10 games and received his first varsity letter as a freshman...Initially came off the bench before earning the starting spot for the final four weeks of the season...Ranked fourth on the team with 16 catches for 176 yards while pacing the squad with three touchdown receptions...Caught a season-high five passes for 67 yards and one score against Heidelberg...Had a three-catch performance against Muskingum with two of the grabs going for touchdowns...Also returned a pair of kickoffs for 15 total yards.

CAREER RECEIVING STATISTICS

	REC	YARDS	TD	LONG
2008	16	176	3	44
2009	31	372	2	65
CAREER	47	548	5	65

CAREER KICK RETURN STATISTICS

	NO	YARDS	TD	LONG
2008	2	15	0	13
2009	3	24	0	10
CAREER	5	39	0	13



12

ANDREW KELLER

QUARTERBACK • 6-2, 205, JUNIOR
CINCINNATI, OHIO • GLEN ESTE

2009: Started nine games and earned his second varsity letter as a sophomore...Completed 119-of-207 pass attempts and threw for 1,296 yards and eight touchdowns...Went 25-of-43 and threw for a season-best 287 yards and one score in the upset of #7 Otterbein.

2008: Earned his first varsity letter as a freshman...Came off the bench in three games before starting the final three weeks of the season...Completed 27-of-39 (.692) passes and threw for 323 yards and three touchdowns...Orchestrated a second half comeback with a two-touchdown performance against Muskingum...Connected on a season-best 17-of-22 passes and threw for 214 yards and a score against Heidelberg...Ran for 50 of his 83 total yards and a second touchdown against the Student Princes.

CAREER PASSING STATISTICS

	ATT	COMP	TD	PCT	YARDS	INT	LONG	RATING
2008	39	27	3	69.2	323	2	44	153.9
2009	207	119	8	57.5	1296	6	65	117.0
CAREER	246	146	11	59.3	1619	8	65	122.9

CAREER RUSHING STATISTICS

	ATT	YARDS	TD	LONG
2008	15	83	2	14
2009	55	2	3	18
CAREER	70	85	5	18



52

CAMERON KIGER

OFFENSIVE LINE • 6-2, 260, SENIOR
ROCKBRIDGE, OHIO • LOGAN

2009: Started nine games and garnered All-OAC honorable mention as a junior...Earned his second varsity letter... Helped lead the blocking schemes for the OAC's leading rusher...Also aided in the protection of the Pioneer quarterbacks, who threw for 1,460 yards.

2008: Started and earned his first varsity letter as a sophomore...Missed the final four games with an injury...Helped Marietta's running backs average 114.9 yards on the ground and protected Pioneer quarterbacks as they threw for 1,590 yards.

2007: Played in one game as a freshman.



35

RICH KLINGEL

FULLBACK • 5-11, 200, SENIOR
MARION, OHIO • RIVER VALLEY

2009: Earned his second varsity letter as a junior...Helped open holes for the OAC's leading rusher...Caught seven passes out of the backfield for 59 yards.

2008: Started and earned his first varsity letter as a junior... Caught three passes for 19 yards and made 14 tackles in eight games on special teams...Helped Marietta's running backs average 114.9 yards on the ground and protected Pioneer quarterbacks as they threw for 1,590 yards.

2007: Appeared in three varsity games as a sophomore... Finished with one carry for three yards on the season.


CAREER RUSHING STATISTICS

	ATT	YARDS	TD	LONG
2007.....	1	3	0	3
2008.....	3	0	0	0
2009.....	0	0	0	0
CAREER ...	4	3	0	3

CAREER RECEIVING STATISTICS

	REC	YARDS	TD	LONG
2007.....	0	0	0	0
2008.....	3	19	0	10
2009.....	7	59	0	11
CAREER ...	10	78	0	11





6 CORY KRIECHBAUM

WIDE RECEIVER • 5-10, 180, SENIOR
 MARIETTA, OHIO • MARIETTA



2009: Started all 10 games and earned his third varsity letter as a junior...Led the team with 33 catches, which went for 284 yards, and tied for the lead with two touchdown receptions...Caught a season-best seven passes for 80 yards against Otterbein while also pulling in seven receptions against both Baldwin-Wallace and Ohio Northern...Handled the majority of the punt return duties and returned six punts for 19 yards.

2008: Started all 10 games and earned his second varsity letter as a sophomore...Led all Pioneer wide receivers with 43 catches for 417 yards and scored one touchdown... Ranked 10th in the OAC with a 4.3 receptions average... Pulled in a career-high 10 receptions for 80 yards against Muskingum and added nine catches for 127 yards and a score against Thiel...Completed his only pass attempt of the year for a 49-yard touchdown strike also against the Tomcats...Averaged 8.2 yards on 11 punt returns and 22.3 yards on 16 kickoff returns.

2007: Earned his first varsity letter as a backup wide out... Pulled in eight receptions for 102 yards...Had a season-high three catches for 23 yards against Wilmington.

CAREER RECEIVING STATISTICS

	REC	YARDS	TD	LONG
2007.....	8	102	0	22
2008.....	43	417	1	34
2009.....	33	284	2	23
CAREER ...	84	803	3	34

CAREER KICK RETURN STATISTICS

	NO	YARDS	TD	LONG
2008.....	16	357	0	33
2009.....	1	11	0	11
CAREER ...	17	368	0	33

CAREER PUNT RETURN STATISTICS

	NO	YARDS	TD	LONG
2008.....	11	90	0	21
2009.....	6	19	0	12
CAREER ...	17	109	0	21



88

ZACH LASHAWAY

TIGHT END • 6-2, 235, SENIOR
WAUSEON, OHIO • EVERGREEN


2009: Started all 10 games and earned his third varsity letter as a junior...Pulled in six receptions for 40 yards and one touchdown...Helped block for the OAC's leading rusher... Caught two passes for 29 yards against John Carroll.

2008: Started and earned his second varsity letter as a sophomore...Finished with seven receptions for 114 yards... Had three grabs for 52 yards against Heidelberg...Helped Marietta's running backs average 114.9 yards on the ground.

2007: Earned his first varsity letter as a freshman...Pulled in two receptions for 53 yards.

CAREER RECEIVING STATISTICS

	REC	YARDS	TD	LONG
2007	2	53	0	27
2008	7	114	0	31
2009	6	40	1	21
CAREER	15	207	1	31



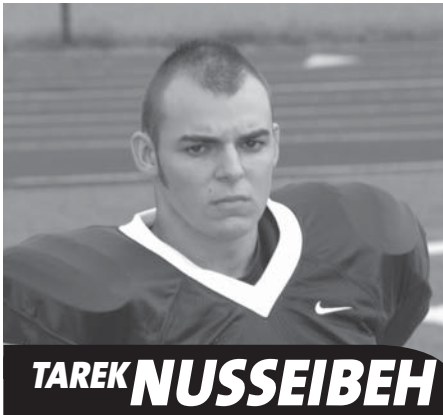
75

MATT MYERS

OFFENSIVE LINE • 6-3, 265, JUNIOR
ZANESVILLE, OHIO • MAYSVILLE

2009: Started all 10 games earned his second varsity letter as a sophomore...Helped lead the blocking schemes for the OAC's leading rusher...Also aided in the protection of the Pioneer quarterbacks, who threw for 1,460 yards.

2008: Started all 10 games and earned his first varsity letter as a freshman...Helped Marietta's running backs average 114.9 yards on the ground and protected Pioneer quarterbacks as they threw for 1,590 yards.



77

TAREK NUSSEIBEH


OFFENSIVE LINE • 6-2, 240, JUNIOR
UNIONTOWN, OHIO • NORTH CANTON HOOVER

2009: Earned a starting role and his first varsity letter as a sophomore defensive end...Collected 10 total tackles, including seven solo hits, in 10 games...Had two tackles for loss and one assisted sack...Posted a career-best three stops against Capital.

2008: Appeared in one game and made one tackle as a freshman.

CAREER DEFENSIVE STATISTICS

	TACK	SOLO	ASST	SACKS	TFL	INT	PBU	FF	BLK	FR
2008	1	1	0	0	0	0	0	0	0	0
2009	10	7	3	0.5	2	0	0	0	0	0
CAREER	11	8	3	0.5	2	0	0	0	0	0



90

DAVE OLACH

DEFENSIVE LINE • 6-6, 260, SOPHOMORE
ZANESVILLE, OHIO • MAYSVILLE

2009: Made three appearances and earned his first varsity letter as freshman.

CAREER DEFENSIVE STATISTICS

	TACK	SOLO	ASST	SACKS	TFL	INT	PBU	FF	BLK	FR
2009	0	0	0	0	0	0	0	0	0	0



57

PETE SANTAGATE

OFFENSIVE LINE • 5-10, 245, SENIOR
VENETIA, PENNSYLVANIA • PETERS TOWNSHIP

2009: Earned his second varsity letter as a junior...Finished with 27 total tackles, including 11 solo stops...Forced one fumble...Recorded a career-best six tackles against Otterbein.

2008: Earned his first varsity letter as a sophomore...Started the final eight games and collected 21 tackles...Had 4 1/2 tackles for loss and 1 1/2 sacks...Posted a career-high five hits against Otterbein.

2007: Did not see any varsity action as a freshman.

CAREER DEFENSIVE STATISTICS

	TACK	SOLO	ASST	SACKS	TFL	INT	PBU	FF	BLK	FR
2007	0	0	0	0	0	0	0	0	0	0
2008	21	6	15	1.5	4.5	0	0	0	0	0
2009	27	11	16	0	0.5	0	0	1	0	0
CAREER	48	17	31	1.5	5	0	0	1	0	0



15

KYLE SHACKLE

QUARTERBACK • 6-0, 190, JUNIOR
BUTLER, OHIO • MOUNT VERNON

2009: Appeared in three games and earned his first varsity letter as a sophomore...Completed 20-of-33 passes and threw for 164 yards and one touchdown...Went 17-of-29 and passes for 137 yards and a score against Ohio Northern.

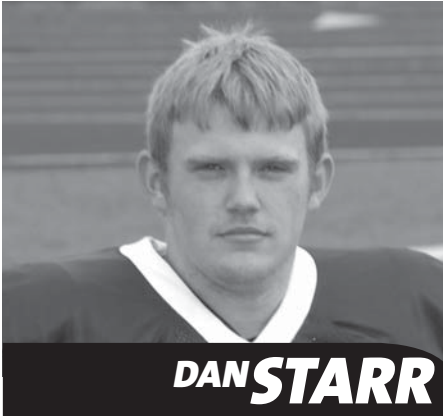
2008: Appeared in two games as a freshman...Completed 7-of-13 passes for 52 yards.

CAREER PASSING STATISTICS

	ATT	COMP	TD	PCT	YARDS	INT	LONG	RATING
2008	13	7	0	53.8	52	0	16	87.4
2009	33	20	1	60.6	164	3	21	94.2
CAREER	46	27	1	58.7	216	3	21	92.3

CAREER RUSHING STATISTICS

	ATT	YARDS	TD	LONG
2008	6	-23	0	3
2009	7	-30	0	2
CAREER	13	-53	0	3



11

DAN STARR

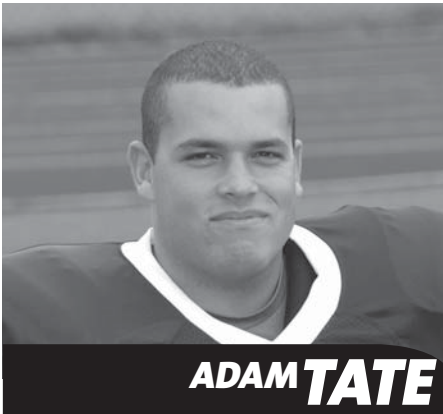
LINEBACKER • 5-11, 215, JUNIOR
SENECAVILLE, OHIO • BUCKEYE TRAIL

2009: Earned his second varsity letter as sophomore... Missed the final four games with an injury... Finished the year with 48 total tackles, which included 29 solo hits, five tackles for loss and one sack... Had a career-best 12 tackles against John Carroll.

2008: Started and earned his first varsity letter as a freshman... Compiled 28 tackles, which ranked him 11th on the defense... Finished with 1 1/2 tackles for loss and one sack to go along with one fumble recovery and one interception... Brought down a season-best five opponents against Otterbein.

CAREER DEFENSIVE STATISTICS

	TACK	SOLO	ASST	SACKS	TFL	INT	PBU	FF	BLK	FR
2008	28	11	17	1	1.5	1	1	0	0	1
2009	48	29	19	1	5	0	0	0	0	0
CAREER	66	40	36	2	6.5	1	1	0	0	1



92

ADAM TATE

DEFENSIVE LINE • 6-1, 260, SENIOR
CHESTERHILL, OHIO • FEDERAL HOCKING

2009: Earned All-OAC second team honors as a junior... Started all 10 games and earned his third varsity letter... Finished with 53 total hits, which tied for third on the squad... Led Marietta with 11 1/2 tackles for loss, four quarterback hurries and five sacks... Had a season-high nine total tackles against Mount Union.

2008: Started all 10 games and received his second varsity letter as a sophomore... Ranked fourth among Pioneer tacklers with 49 stops, including a team-best 9 1/2 tackles for loss and 3 1/2 sacks... Forced one fumble... Finished with a career-high 11 hits against Capital.

2007: Earned his first varsity letter as a freshman... Collected 15 tackles, including 2 1/2 tackles for loss and 1 1/2 sacks, to go along with one interception.

CAREER DEFENSIVE STATISTICS

	TACK	SOLO	ASST	SACKS	TFL	INT	PBU	FF	BLK	FR
2007	13	5	8	1.5	2.5	1	0	0	0	0
2008	49	27	22	3.5	9.5	0	1	1	0	0
2009	53	30	23	5	11.5	0	0	0	1	0
CAREER	115	62	53	10	23.5	1	1	1	1	0





39

JOE TERRELL

DEFENSIVE LINE • 5-1, 215, SOPHOMORE
CLINTON, MARYLAND • FREDERICK DOUGLAS

2009: Earned his first varsity letter as a freshman...Finished with seven total tackles, including five solo hits and 1 1/2 sacks.

CAREER DEFENSIVE STATISTICS

	TACK	SOLO	ASST	SACKS	TFL	INT	PBU	FF	BLK	FR
2009	7	5	2	1.5	1.5	0	0	0	0	0



89

CHAD WALKER

WIDE RECEIVER • 6-0, 180, JUNIOR
SPRING HILL, FLORIDA • CENTRAL

2009: Earned his second varsity letter as a sophomore... Finished second on the team with 28 receptions, which went for a team-best 444 yards, and caught one touchdown in 10 games...Caught a career-high 10 passes for 145 yards and a score in Marietta's upset of #7 Otterbein...Was the primary kick return specialist and averaged 16.3 yards on 30 returns.

2008: Appeared in all 10 games and earned his first varsity letter as a freshman...Came off the bench to pull in five catches for 75 yards...Averaged 19.0 yards on 16 kickoff returns.

CAREER RECEIVING STATISTICS

	REC	YARDS	TD	LONG
2008	5	75	0	34
2009	28	444	1	62
CAREER	33	519	1	62

CAREER KICK RETURN STATISTICS

	NO	YARDS	TD	LONG
2008	16	304	0	39
2009	30	489	0	42
CAREER	46	793	0	42



26

JOE WILLIAMS

LINEBACKER • 6-2, 215, SENIOR
AKRON, OHIO • ARCHBISHOP HOBAN

2009: Earned his first varsity letter as a junior...Tied for third on the team with 53 total tackles, which included 31 solo stops...Had eight tackles for loss, 2 1/2 sacks and three quarterback hurries in nine games...Posted a career-best 10 hits against Otterbein.

2008: Appeared in five games as a sophomore...Finished with 13 total tackles, including nine solo stops...Had four tackles for loss and two sacks to go along with one quarterback hurry...Collected a career-high six total hits against Capital.

2007: Received a medical redshirt as a freshman.

CAREER DEFENSIVE STATISTICS

	TACK	SOLO	ASST	SACKS	TFL	INT	PBU	FF	BLK	FR
2008	13	9	4	2	4	0	0	0	0	0
2009	53	31	22	2.5	8	0	0	0	1	0
CAREER	66	40	26	4.5	12	0	0	0	1	0

OAC FOOTBALL

The Ohio Athletic Conference is home to the best D-III football in the nation

A lot can be said for a conference that has had the national champion in 10 of the past 17 years. The words "national champion" speak volumes and are an indication of the caliber of play within the Ohio Athletic Conference (OAC). Nowhere in the country can you find a conference as rich in tradition that plays the best non-scholarship level football around. That is why year after year the OAC and its 10 member institutions pride themselves on being the best in Division III.

As the OAC enters its 108th year of football it will look to continue the tradition of success it has experienced at the national level, especially over the past 17 years. Mount Union has carried the torch, appearing in 15 consecutive NCAA semifinal games and capturing national titles in 1993, 1996-98, 2000-02, 2005-06 and 2008. In nine of the last 13 years, the OAC has sent at least two teams to the playoffs: Baldwin-Wallace in 2003, Capital in 2005, 2006 and 2007, John Carroll in 1997 and 2002, Ohio Northern in 1999 and 2000 and Otterbein in 2008. Look for the Conference teams to go to battle during the regular season with hopes of once again sending two or more teams to the NCAA playoffs.

The 2009-10 year proved, once again, why the OAC is one of the most prestigious Division III conferences in the country. The Mount Union football program completed its fourth straight undefeated regular-season, while making its 13th overall Stagg Bowl appearance. The Ohio Northern volleyball team made its 10th straight NCAA Tournament appearance. The Otterbein women's soccer team advanced the "Sweet 16" of the NCAA Tournament. Wilmington's Callen Martin won the indoor 55-meter dash national title (6.98). Martin also became just the third NCAA Division III woman to run a sub-seven second 55-meter dash. Ohio Northern wrestler Luke Miller claimed the national title in the 157-pound weight class. The Mount

Union women's basketball team advanced to the "Sweet 16" of the NCAA Championship. The Heidelberg baseball team made its first appearance in the NCAA Division III World series, while the Ohio Northern softball team advanced to the regional finals of the NCAA Tournament.

Individually, the Conference was represented by over 60 All-Americans. Academically, the OAC boasted numerous CoSIDA ESPN the Magazine Academic All-Americans, along with regional and national coaching honors.

The Ohio Athletic Conference, the third oldest conference in college athletics, is predated only by the Michigan Intercollegiate Athletic Association (1888) and the Big Ten (1895). The Conference is older than the World Series and even the NCAA itself and has survived two world wars, the Great Depression, the Korean War and the Vietnam Conflict. From a modest beginning of six

charter members in 1902, the OAC grew to as many as 24 members in the mid-1920s.

Through the years a total of 31 colleges and universities at one time or another have been members of the OAC. Currently the Conference consists of 10 members, including Baldwin-Wallace College, Capital University, Heidelberg University, John Carroll University, Marietta College, University of Mount Union, Muskingum University, Ohio Northern University, Otterbein University and Wilmington College. Wilmington became the 31st OAC member school on July 1, 2000.

In the OAC's first year of existence, 1902, the first Conference champion was crowned Case Tech won the football title with a 5-0-0 record. Outdoor track was added a year later and a third sport, cross country, became a Conference sport in 1914. More sports were steadily added to the OAC's repertoire throughout the years, culminating in the addition of women's sports in 1984. The Conference currently sponsors championships in 21 sports, 11 men's and 10 women's.

The enrollments at the 10 OAC institutions range from 1,200 to 4,500. All of the schools were founded in the 19th century and have long and outstanding academic reputations.

While maintaining these high academic standards, Ohio Athletic Conference athletic teams and athletes have consistently enjoyed a great deal of success on a regional and national level. The athletic competition is viewed not as an end in itself, but as an extension of the educational programs.



ALL-CONFERENCE FIRST TEAM OFFENSE

WR	Mike Preston, Heidelberg	Jr.	Maple Heights/Euclid
WR	Frank Ross, John Carroll	Sr.	Canfield
WR	Cecil Shorts III, Mount Union	Sr.	Cleveland/Collinwood
TE	Kyle Miller, Mount Union	Sr.	Elida
OL	Corey Dutcher, Capital	Sr.	Orient/Teays Valley
OL	Chad Davis, Capital	Sr.	Columbus/Grandview Heights
OL	Nathan Kater, Heidelberg	Jr.	Villa Hills, Ky./Covington Catholic
OL	Caleb Crowl, Mount Union	Sr.	Lisbon/David Anderson
OL	Andrew Benchic, Ohio Northern	Sr.	Englewood/Miamisburg
QB	Kyle Simmons, Ohio Northern	Jr.	Orville
RB	Jemar Lewis, Heidelberg	Sr.	Bedford Heights/Bedford
RB	Lamar Hunter, Marietta	Sr.	South Euclid/Brush
RB	Brent Donley, Ohio Northern	Jr.	Southfield, Mich./West Bloomfield
RB	Colton Coy, Otterbein	Jr.	Frankfort/Adena
K	Jake Heaphy, Ohio Northern	Sr.	Dublin/Jerome

ALL-CONFERENCE FIRST TEAM DEFENSE

DL	Matt Grieves, Heidelberg	Sr.	Huron
DL	Joe Millings, Mount Union	Sr.	Copley
DL	James Herbert, Mount Union	Sr.	Sagamore Hills/Nordonia
DL	Matt Williamson, Mount Union	Sr.	Columbus/DeSales
DL	Josh Horn, Ohio Northern	Sr.	Franklin
LB	Sam Jacobs, Capital	Jr.	Columbus/Bishop Watterson
LB	Sam Kershaw, Mount Union	Jr.	West Jefferson
LB	Judd Lutz, Mount Union	Sr.	Tiffin/Columbian
LB	Bryce Martin, Wilmington	Jr.	Wilmington/Ashland
DB	Ronnie Smith, Capital	Sr.	Westerville/St. Francis DeSales
DB	Drew McClain, Mount Union	Sr.	Newark/Licking Valley
DB	Roger Stewart, Mount Union	Sr.	Pleasantville/Fairfield Union
DB	Chad Woodfork, Otterbein	Sr.	Columbus/South
P	Karl Roshong, John Carroll	Jr.	Canton/Perry
ST	Dan Gendron, Otterbein	Sr.	Newport, Mich./Jefferson
ST	J.J. Mihoci, Ohio Northern	Jr.	Jefferson

ALL-CONFERENCE SECOND TEAM OFFENSE

WR	Evan Blake, Capital	Sr.	Circleville/Logan Elm
WR	Vince Petruziello, Mount Union	Sr.	Mentor/Lake Catholic
WR	Ryan Rowley, Otterbein	Sr.	Grove City
TE	Matt White, Capital	Jr.	Mason
TE	Mike Detwiler, Otterbein	Sr.	Westfield Center/Cloverleaf
OL	Mike Nitz, Mount Union	Sr.	Copley
OL	George Frisch, Marietta	Sr.	Glenshaw, Pa./Shaler Area
OL	Samy Guerrero, Mount Union	Sr.	Dublin/Dublin Scioto
OL	Steve Emmert, Muskingum	Sr.	Somerset/Sheridan
OL	Matt Hochberg, Otterbein	Jr.	Chardon
QB	Kurt Rocco, Mount Union	Sr.	Cincinnati/Roger Bacon
RB	Dom D'Andrea, Capital	Jr.	Reynoldsburg/Bishop Hartley
RB	Kenny Sims, Heidelberg	Sr.	Garfield Heights
RB	Scott Panchik, Mount Union	Sr.	Natrona Heights, Pa./Highlands
K	Bradley Marchese, John Carroll	Fr.	Columbus/St. Charles Prep

ALL-CONFERENCE SECOND TEAM DEFENSE

DL	Brandon Fast, Baldwin-Wallace	Sr.	Ashland
DL	Brian Porter, Capital	Sr.	Mason
DL	Ken Bevington, John Carroll	Sr.	Mentor/Middlefield Cardinal
DL	Adam Tate, Marietta	Jr.	Chesterhill/Federal Hocking
DL	Chaz Horsley, Otterbein	Jr.	West Portsmouth/Portsmouth West
LB	Ryan Kish, Baldwin-Wallace	Jr.	Amherst/Marion Steele
LB	Matt Heagen, Capital	Sr.	New Concord/John Glenn
LB	Gabe Washington, Ohio Northern	Sr.	Lorain/Admiral King
LB	Donnie Reinhart, Otterbein	Sr.	Westerville/Dublin Coffman
DB	Ryan Dugan, Baldwin-Wallace	So.	Mentor
DB	Julius Higginbotham, Heidelberg	Sr.	Elyria
DB	Joe Cigas, John Carroll	Sr.	Brooklyn Heights/Benedictine
DB	Chaz Jordan, Mount Union	Jr.	Medina/Medina Buckeye
P	Jay Carpenter, Mount Union	Sr.	Fairmont, W.Va.
ST	James Coppeler, Mount Union	Sr.	Columbus/Worthington Kilbourne

2009 OAC STATISTICAL LEADERS

Rushing

Player, Team	Att.	Yards	YPP	TD	YPG
Lamar Hunter, Marietta	224	1031	4.6	6	114.6
Brent Donley, Ohio Northern	230	1104	4.8	16	110.4
Colton Coy, Otterbein	177	1013	5.7	10	101.3
Dom D'Andrea, Capital	219	1003	4.6	11	100.3
Jemar Lewis, Heidelberg	148	829	5.6	8	92.1

Passing Efficiency

Player, Team	Att.	Com.	Int.	Pct.	Yards	TD	PE
Kurt Rocco, Mount Union	341	236	8	69.2	3926	42	201.9
A. Schlosser, Otterbein	142	95	8	66.9	1363	12	164.1
Marty Assmann, Capital	273	158	7	57.9	2339	23	152.5
Kyle Simmons, Ohio Northern	230	138	5	60.0	1793	16	144.1
Andrew Miller, Heidelberg	260	132	8	50.8	2159	22	142.3

Receiving

Player, Team	No.	Yards	YPP	TD	CPG
Frank Ross, John Carroll	69	808	11.7	4	6.9
Cecil Shorts, Mount Union	100	1736	17.4	19	6.6
Mike Preston, Heidelberg	47	869	18.5	8	4.7
Ryan Rowley, Otterbein	47	573	12.2	8	4.7
S. Williams, John Carroll	44	487	11.1	4	4.4

Scoring

Player, Team	TD	XPT	FG	Pts.	PPG
Cecil Shorts, Mount Union	27	0	0	162	10.8
Brent Donley, Ohio Northern	17	0	0	102	10.2
Dom D'Andrea, Capital	12	0	0	72	7.2
G. Bennington, Capital	0	39	9	66	6.6
Jay Carpenter, Mount Union	0	81	6	99	6.6

Punt Returns

Player, Team	No.	Yards	TD	Avg.
V. Petruziello, Mount Union	39	370	0	9.5
A. Korpiesski, Otterbein	20	165	0	8.2

Kickoff Returns

Player, Team	No.	Yards	TD	Avg.
J.J. Mihoci, Ohio Northern	22	553	1	25.1
Kevin Wehby, Capital	25	538	0	21.5
George Davis, Marietta	14	285	0	20.4
B. Mangiarelli, John Carroll	19	365	0	19.2

Punting

Player, Team	No.	Yards	Avg.
Karl Roshong, John Carroll	45	1818	40.4
Jay Carpenter, Mount Union	44	1718	39.0
Jake Heaphy, Ohio Northern	39	1492	38.3
Rex Pitsinger, Wilmington	52	1962	37.7
Tommy Cobus, Heidelberg	42	1566	37.3

Interceptions

Player, Team	No.	Yards	TD	IPG
Ryan Dugan, Baldwin-Wallace	5	26	0	0.62
Marcus Stewart, Wilmington	5	47	0	0.50
Joseph Cigas, John Carroll	4	67	0	0.40
Roger Stewart, Mount Union	6	50	0	0.40

Tackles

Player, Team	UT	AT	Total	Avg/G
Bryce Martin, Wilmington	47	76	123	12.3
Sam Jacobs, Capital	68	24	92	9.2
Chris Medley, Wilmington	27	63	90	9.0
Ryan Kish, Baldwin-Wallace	46	44	90	9.0
Alex Thomas, Muskingum	47	42	89	8.9

2009 OAC STANDINGS

	Conference				Overall			
	W	L	T	PCT	W	L	T	PCT
Mount Union *	9	0	0	1.000	14	1	0	0.933
Ohio Northern	7	2	0	0.778	8	2	0	0.800
Otterbein	7	2	0	0.778	8	2	0	0.800
Capital	6	3	0	0.667	7	3	0	0.700
Muskingum	4	5	0	0.444	4	6	0	0.400
Heidelberg	3	6	0	0.333	4	6	0	0.400
Baldwin-Wallace	3	6	0	0.333	3	7	0	0.300
John Carroll	3	6	0	0.333	3	7	0	0.300
Marietta	2	7	0	0.222	3	7	0	0.300
Wilmington	1	8	0	0.111	1	9	0	0.100

* Denotes OAC Champion

2010 OPPONENTS



SEPTEMBER 4
ALUMNI STADIUM
GREENVILLE, PA.

COACHING STAFF

Head Coach: Kurt Reiser (Allegheny, '93)
 Record at Thiel: 3-7 (1 year)
 Overall Record: 3-7 (1 year)
 Reiser's Record vs. Marietta: 0-1
 Football Phone: (724) 589-2137

TEAM INFORMATION

2009 Record: 3-7 (1-5 PAC)
 Offensive System: Spread
 Defensive System: Multiple 4-3
 Lettermen Returning: 18
 Starters Returning: 16

GENERAL INFORMATION

Location: Greenville, Pa.
 Enrollment: 1,279
 Colors: Navy Blue & Old Gold
 Nickname: Tomcats
 Conference: Presidents' Athletic
 Stadium: Alumni Stadium
 Turf: FieldTurf
 Capacity: 1,400
 Web Site: www.thielathletics.com

SPORTS INFORMATION

Director: Kevin Fenstermacher
 Office Phone: (724) 589-2097
 Press Box Phone: (724) 589-4085
 SID Fax: (724) 589-4085
 SID e-mail: kfenstermacher@thiel.edu

SCHEDULE/RESULTS

2010 Schedule

9/4 . . . MARIETTA
 9/11 . . . at Widener
 9/18 . . . WAYNESBURG*
 9/25 . . . at Saint Vincent*
 10/2 . . . at Thomas More*
 10/16 . . BETHANY*
 10/23 . . at Westminster*
 10/30 . . GENEVA
 11/6 . . . WASH. & JEFF.*
 11/13 . . . at Grove City*

2009 Results

14 at Marietta 20
 20 ALBION 10
 16 at Wash. & Jeff.* 56
 13 at Geneva 37
 24 WESTMINSTER* 21
 21 at Bethany* 42
 14 THOMAS MORE* 28
 38 SAINT VINCENT 14
 17 at Waynesburg* 38
 24 GROVE CITY* 31



SEPTEMBER 18
DON DRUMM STADIUM
MARIETTA, OHIO

COACHING STAFF

Head Coach: Al Logan (Muskingum, '82)
 Record at Muskingum: 7-23 (3 years)
 Overall Record: 11-35 (5 years)
 Logan's Record vs. Marietta: 1-2
 Football Phone: (740) 826-8325

TEAM INFORMATION

2009 Record: 4-6 (4-5 OAC)
 Offensive System: Spread-Option
 Defensive System: 4-3
 Lettermen Returning: 34
 Starters Returning: 20

GENERAL INFORMATION

Location: New Concord, Ohio
 Enrollment: 1,700
 Colors: Black & Magenta
 Nickname: Fighting Muskies
 Conference: Ohio Athletic
 Stadium: McConagha Stadium
 Turf: Pro-Grass Turf
 Capacity: 5,000
 Web Site: www.muskingum.edu/home/athletics

SPORTS INFORMATION

Director: Tom Caudill
 Office Phone: (740) 826-8022
 Press Box Phone: (740) 255-0075
 SID Fax: (740) 826-8026
 SID E-mail: tcaudill@muskingum.edu

SCHEDULE/RESULTS

2010 Schedule

9/4 DEFIANCE
 9/18 . . . at Marietta*
 9/25 . . . at Ohio Northern*
 10/2 . . . WILMINGTON*
 10/9 . . . at Heidelberg*
 10/16 . . JOHN CARROLL*
 10/23 . . at Otterbein*
 10/30 . . BALDWIN-WALLACE*
 11/6 . . . CAPITAL*
 11/13 . . . at Mount Union*

2009 Results

7 at Defiance 13
 21 OTTERBEIN* 38
 14 at Mount Union* 45
 34 OHIO NORTHERN* 37
 24 WILMINGTON* 7
 14 at Baldwin-Wallace* 27
 15 MARIETTA* 12
 7 CAPITAL* 35
 34 at John Carroll* 31
 31 at Heidelberg* 28

JOHN CARROLL



SEPTEMBER 25
DON SHULA STADIUM
UNIVERSITY HEIGHTS, OHIO

COACHING STAFF

Head Coach: Regis Scafe (Case Western Reserve, '71)
 Record at JCU: 74-42 (11 years)
 Overall Record: 90-74 (16 years)
 Scafe's Record vs. Marietta: 11-0
 Football Phone: (216) 397-1681

TEAM INFORMATION

2009 Record: 3-7 (3-6 OAC)
 Basic Offense: Multiple Pro Basic
 Basic Defense: 4-3
 Lettermen Returning: 36
 Starters Returning: 12

GENERAL INFORMATION

Location: University Heights, Ohio
 Enrollment: 3,600
 Colors: Blue & Gold
 Nickname: Blue Streaks
 Conference: Ohio Athletic
 Stadium: Don Shula Stadium at Wasmer Field
 Turf: Artificial (Astroplay)
 Capacity: 5,416
 Web Site: www.jcusports.com

SPORTS INFORMATION

Director: Chris Wenzler
 Office Phone: (216) 397-4676
 Press Box Phone: (216) 397-4999
 SID Fax: (216) 397-1806
 SID e-mail: cwenzler@jcu.edu

SCHEDULE/RESULTS

2010 Schedule

9/4 at Case Western Reserve
 9/18 MOUNT UNION*
 9/25 MARIETTA*
 10/2 Otterbein*
 10/9 WILMINGTON*
 10/16 at Muskingum*
 10/23 OHIO NORTHERN*
 10/30 at Capital*
 11/6 at Heidelberg*
 11/13 BALDWIN-WALLACE*

2009 Results

7 THOMAS MORE 14
 43 BALDWIN-WALLACE* 29
 30 at Heidelberg* 27
 16 at Wilmington* 24
 22 MARIETTA * 0
 20 at Capital* 28
 14 at Ohio Northern* 35
 7 MOUNT UNION* 56
 31 MUSKINGUM* 34
 22 at Otterbein* 24

BALDWIN-WALLACE



OCTOBER 2
GEORGE FINNIE STADIUM
BEREA, OHIO

COACHING STAFF

Head Coach: John Snell (Baldwin-Wallace, '87)
 Record at Baldwin-Wallace: 49-33 (8 years)
 Overall Record: 49-33 (8 years)
 Snell's Record vs. Marietta: 5-3
 Football Phone: (440) 826-2069

TEAM INFORMATION

2009 Record: 3-7 (3-6 OAC)
 Basic Offense: Spread
 Basic Defense: 4-3
 Lettermen Returning: 30
 Starters Returning: 18

GENERAL INFORMATION

Location: Berea, Ohio
 Enrollment: 3,100
 Colors: Brown & Gold
 Nickname: Yellow Jackets
 Conference: Ohio Athletic
 Stadium: Tressel Field at George Finnie Stadium
 Turf: FieldTurf
 Capacity: 7,800
 Web Site: www.bw.edu/athletics/

SPORTS INFORMATION

Director: Kevin Rupple
 Office Phone: (440) 826-2327
 Press Box Phone: (440) 826-2449
 SID Fax: (440) 826-2329
 SID E-mail: kruple@bw.edu

SCHEDULE/RESULTS

2010 Schedule

9/2 WOOSTER
 9/11 CAPITAL*
 9/25 at Heidelberg*
 10/2 MARIETTA*
 10/9 OTTERBEIN*
 10/16 at Ohio Northern*
 10/23 WILMINGTON*
 10/30 at Muskingum*
 11/6 MOUNT UNION*
 11/13 at John Carroll*

2009 Results

31 FRANKLIN 38
 29 at John Carroll* 43
 34 MARIETTA* 13
 0 at Mount Union* 30
 17 OTTERBEIN* 21
 24 MUSKINGUM* 14
 36 at Heidelberg* 41
 6 at Ohio Northern* 49
 28 WILMINGTON* 14
 38 at Capital* 48

MOUNT UNION



OCTOBER 9
DON DRUMM STADIUM
MARIETTA, OHIO

COACHING STAFF

Head Coach: Larry Kehres (Mount Union, '71)
Record at Mount Union: 289-22-3 (24 years)
Overall Record: 289-22-3 (24 years)
Kehres' Record vs. Marietta: 24-0
Football Phone: (330) 829-8224

TEAM INFORMATION

2009 Record: 14-1 (10-0 OAC)
Basic Offense: Pro-Set
Basic Defense: 4-2-5
Lettermen Returning: 33
Starters Returning: 9

GENERAL INFORMATION

Location: Alliance, Ohio
Enrollment: 2,200
Colors: Purple & White
Nickname: Purple Raiders
Conference: Ohio Athletic
Stadium: Mount Union Stadium
Turf: AstroPlay
Capacity: 5,529
Web Site: athletics.mountunion.edu

SPORTS INFORMATION

Director: Leonard Reich
Office Phone: (330) 823-6093
Press Box Phone: (330) 821-9066
SID Fax: (330) 821-0425
SID e-mail: reichl@muc.edu

SCHEDULE/RESULTS

2010 Schedule

9/11 . . . at Wis.-Oshkosh
9/18 . . . at John Carroll*
9/25 . . . at Wilmington*
10/2 . . . OHIO NORTHERN*
10/9 . . . at Marietta*
10/16 . . HEIDELBERG*
10/23 . . CAPITAL*
10/30 . . at Otterbein*
11/6 . . . at Baldwin-Wallace*
11/13 . . MUSKINGUM*

2009 Results

52. . . . at St. John Fisher 10
30 at Ohio Northern* 10
45. . . . MUSKINGUM* 14
30. . . . BALDWIN-WALLACE* . . . 0
28. . . . at Capital* 21
44. . . . at Heidelberg* 14
56. . . . WILMINGTON* 0
56. . . . at John Carroll* 7
58. . . . OTTERBEIN* 7
56. . . . MARIETTA* 0
55. . . . WASH. & JEFF. . . . 0
62. . . . MONTCLAIR STATE . . . 14
55. . . . ALBRIGHT 3
24. . . . WESLEY 7
28. . . . vs. Wis.-Whitewater . . . 38

WILMINGTON



OCTOBER 16
WILLIAMS STADIUM
WILMINGTON, OHIO

COACHING STAFF

Head Coach: Ken Minor (Wilmington '73)
Record at Wilmington: 0-0 (First year)
Overall Record: 0-0 (First year)
Minor's Record vs. Marietta: 0-0
Football Phone: (937) 382-6661 x648

TEAM INFORMATION

2009 Record: 1-9 (1-8 OAC)
Offensive System: Multi Spread
Defensive System: 4-3
Lettermen Returning: 41
Starters Returning: 22

GENERAL INFORMATION

Location: Wilmington, Ohio
Enrollment: 1,200
Colors: Forrest Green & White
Nickname: Quakers
Conference: Ohio Athletic
Stadium: Williams Stadium
Turf: FieldTurf
Capacity: 3,500
Web Site: athletics.wilmington.edu/athletics/

SPORTS INFORMATION

Director: Jeff Hibbs
Office Phone: (937) 382-6661 x347
Press Box Phone: (937) 725-6703
SID Fax: (937) 383-8557
SID e-mail: jeff_hibbs@wilmington.edu

SCHEDULE/RESULTS

2010 Schedule

9/4 at Mount St. Joseph
9/18 . . . CAPITAL*
9/25 . . . MOUNT UNION*
10/2 . . . at Muskingum*
10/9 . . . at John Carroll*
10/16 . . MARIETTA*
10/23 . . at Baldwin-Wallace*
10/30 . . HEIDELBERG*
11/6 . . . at Ohio Northern*
11/13 . . OTTERBEIN*

2009 Results

18. . . . MOUNT ST. JOSEPH . . . 27
20. . . . at Marietta* 24
21. . . . CAPITAL* 37
24. . . . JOHN CARROLL* 16
24. . . . at Muskingum* 7
20. . . . OTTERBEIN* 28
0. . . . at Mount Union* 56
14. . . . HEIDELBERG* 17
14. . . . at Baldwin-Wallace* . . . 28
14. . . . OHIO NORTHERN* . . . 52

HEIDELBERG



OCTOBER 23
FROST-KALNOW STADIUM
TIFFIN, OHIO

COACHING STAFF

Head Coach: Mike Hallett (Mount Union, '94)
 Record at Heidelberg: 12-18 (3 years)
 Overall Record: 27-33 (6 years)
 Hallett's Record vs. Marietta: 2-1
 Football Phone: (419) 448-2627

TEAM INFORMATION

2009 Record: 4-6 (3-6 OAC)
 Basic Offense: Multiple Pro I
 Basic Defense: 3-4
 Lettermen Returning: 46
 Starters Returning: 18

GENERAL INFORMATION

Location: Tiffin, Ohio
 Enrollment: 1,500
 Colors: Red, Orange & Black
 Nickname: Student Princes
 Conference: Ohio Athletic
 Stadium: Mayer Field
 Turf: Artificial Turf
 Capacity: 3,500
 Web Site: www.heidelberg.edu/athletics

SPORTS INFORMATION

Director: Morgan Hawley
 Office Phone: (419) 448-2140
 Press Box Phone: TBA
 SID Fax: (419) 448-2034
 SID e-mail: mhawley@heidelberg.edu

SCHEDULE/RESULTS

2010 Schedule

9/4 at Alma
 9/18 BALDWIN-WALLACE*
 9/25 OTTERBEIN*
 10/2 at Capital*
 10/9 MUSKINGUM*
 10/16 at Mount Union*
 10/23 MARIETTA*
 10/30 at Wilmington*
 11/6 JOHN CARROLL*
 11/13 at Ohio Northern*

2009 Results

42. at Westminster. 26
 32. at Capital* 46
 27. JOHN CARROLL* 30
 20. at Otterbein* 49
 7. at Ohio Northern*. 38
 14. MOUNT UNION* 44
 41. BALDWIN-WALLACE* 36
 17. at Wilmington* 14
 42. MARIETTA* 14
 28. MUSKINGUM* 31

OHIO NORTHERN



OCTOBER 30
DON DRUMM STADIUM
MARIETTA, OHIO

COACHING STAFF

Head Coach: Dean Paul (Mount Union, '90)
 Record at ONU: 42-18 (6 years)
 Overall Record: 82-30 (11 years)
 Paul's Record vs. Marietta: 5-1
 Football Phone: (419) 772-2448

TEAM INFORMATION

2009 Record: 8-2 (7-2 OAC)
 Basic Offense: Multiple Pro
 Basic Defense: Multiple 4-3
 Lettermen Returning: 42
 Starters Returning: 13

GENERAL INFORMATION

Location: Ada, Ohio
 Enrollment: 3,700
 Colors: Burnt Orange & Black
 Nickname: Polar Bears
 Conference: Ohio Athletic
 Stadium: Dial-Roberson Stadium
 Turf: Grass
 Capacity: 3,500
 Web Site: www.onusports.com/

SPORTS INFORMATION

Director: Tim Glon
 Office Phone: (419) 772-2046
 Press Box Phone: (419) 772-3524
 SID Fax: (419) 772-2590
 SID e-mail: t-glon@onu.edu

SCHEDULE/RESULTS

2010 Schedule

9/2 WISCONSIN-RIVER FALLS
 9/18 at Otterbein*
 9/25 MUSKINGUM*
 10/2 at Mount Union*
 10/9 CAPITAL*
 10/16 BALDWIN-WALLACE*
 10/23 at John Carroll*
 10/30 at Marietta*
 11/6 WILMINGTON*
 11/13 HEIDELBERG*

2009 Results

28. NORTH CENTRAL 19
 10. MOUNT UNION* 30
 36. at Otterbein* 38
 37. at Muskingum*. 34
 38. HEIDELBERG* 7
 41. at Marietta* 10
 35. JOHN CARROLL* 14
 49. BALDWIN-WALLACE* 6
 31. at Capital* 21
 52. at Wilmington* 14

OTTERBEIN



NOVEMBER 6
DON DRUMM STADIUM
MARIETTA, OHIO

COACHING STAFF

Head Coach: Joe Loth (Otterbein, '91)
 Record at Otterbein: 40-31 (7 years)
 Overall Record: 47-53 (10 years)
 Loth's Record vs. Marietta: 5-2
 Football Phone: (614) 823-3519

TEAM INFORMATION

2009 Record: 8-2 (7-2 OAC)
 Offensive System: Spread
 Defensive System: 4-2-5
 Lettermen Returning: 51
 Starters Returning: 14

GENERAL INFORMATION

Location: Westerville, Ohio
 Enrollment: 3,200
 Colors: Tan & Cardinal
 Nickname: Cardinals
 Conference: Ohio Athletic
 Stadium: Memorial Stadium
 Turf: Grass
 Capacity: 4,000
 Web Site: www.otterbeincardinals.com

SPORTS INFORMATION

Director: Ed Syguda
 Office Phone: (614) 823-1288
 Press Box Phone: (614) 823-1889
 SID Fax: (614) 823-1360
 SID e-mail: esyguda@otterbein.edu

SCHEDULE/RESULTS

2010 Schedule

9/3 . . . at Husson
 9/18 . . . OHIO NORTHERN*
 9/25 . . . at Heidelberg*
 10/2 . . . JOHN CARROLL*
 10/9 . . . at Baldwin-Wallace*
 10/16 . . at Capital*
 10/23 . . MUSKINGUM*
 10/30 . . MOUNT UNION*
 11/6 . . . at Marietta*
 11/13 . . at Wilmington*

2009 Results

28 at Bethany7
 38 at Muskingum*21
 38 OHIO NORTHERN*36
 49 HEIDELBERG*20
 21 at Baldwin-Wallace* . . .17
 28 at Wilmington*20
 35 CAPITAL*34
 22 at Marietta*25
 7 at Mount Union*58
 24 JOHN CARROLL*22

CAPITAL



NOVEMBER 13
BERNLOHR STADIUM
COLUMBUS, OHIO

COACHING STAFF

Head Coach: Henry Stanford (Ohio State, '98)
 Record at Capital: 0-0 (First year)
 Overall Record: 0-0 (First year)
 Stanford's Record vs. Marietta: 0-0
 Football Phone: (614) 236-6184

TEAM INFORMATION

2009 Record: 7-3 (6-3 OAC)
 Offensive System: Spread
 Defensive System: 4-3
 Lettermen Returning: 21
 Starters Returning: 8

GENERAL INFORMATION

Location: Columbus, Ohio
 Enrollment: 3,850
 Colors: Purple & White
 Nickname: Crusaders
 Conference: Ohio Athletic
 Stadium: Bernlohr Stadium at The Capital Center
 Turf: Artificial (Astroplay)
 Capacity: 3,000
 Web Site: www.capitalcrusaders.net

SPORTS INFORMATION

Director: TBA
 Office Phone: (614) 236-6174
 Press Box Phone: 614-236-6795
 SID Fax: (614) 236-6178
 SID e-mail: TBA

SCHEDULE/RESULTS

2010 Schedule

9/11 . . . at Baldwin Wallace*
 9/18 . . . at Wilmington*
 9/25 . . . WESLEY
 10/2 . . . HEIDELBERG*
 10/9 . . . at Ohio Northern*
 10/16 . . OTTERBEIN*
 10/23 . . at Mount Union*
 10/30 . . JOHN CARROLL*
 11/6 . . . at Muskingum*
 11/13 . . MARIETTA*

2009 Results

31 at Adrian21
 46 HEIDELBERG*32
 37 at Wilmington*21
 37 at Marietta*13
 21 MOUNT UNION*28
 28 JOHN CARROLL*20
 34 at Otterbein*35
 35 at Muskingum*7
 21 OHIO NORTHERN*31
 48 BALDWIN-WALLACE* . . .38

SCORES VS. 2010 OPPONENTS

BALDWIN-WALLACE

1974	.. Baldwin-Wallace	73-0
1975	.. Baldwin-Wallace	59-14
1976	.. Baldwin-Wallace	24-0
1977	.. Baldwin-Wallace	27-18
1980	.. Baldwin-Wallace	41-0
1981	.. Baldwin-Wallace	47-0
1982	.. Baldwin-Wallace	22-13
1983	.. Baldwin-Wallace	34-0
1984	.. Baldwin-Wallace	12-0
1985	.. Baldwin-Wallace	24-7
1988	.. Baldwin-Wallace	27-14
1989	.. Baldwin-Wallace	27-7
1990	.. Baldwin-Wallace	45-17
1991	.. Baldwin-Wallace	50-13
1992	.. Baldwin-Wallace	35-7
1993	.. Baldwin-Wallace	31-9
1994	.. Baldwin-Wallace	36-13
1995	.. Marietta	27-10
1996	.. Marietta	43-30
1997	.. Baldwin-Wallace	35-17
1998	.. Baldwin-Wallace	42-28
1999	.. Baldwin-Wallace	44-7
2000	.. Baldwin-Wallace	34-14
2001	.. Baldwin-Wallace	46-22
2002	.. Baldwin-Wallace	40-14
2003	.. Baldwin-Wallace	57-15
2004	.. Marietta	26-0
2005	.. Marietta	32-31
2006	.. Marietta	37-31 (OT)
2007	.. Baldwin-Wallace	24-6
2008	.. Baldwin-Wallace	45-16
2009	.. Baldwin-Wallace	34-13

Summary: Marietta 5, Baldwin-Wallace 27

CAPITAL

1927	.. Marietta	14-0
1928	.. Marietta	13-0
1929	.. Marietta	24-0
1930	.. Capital	14-6
1931	.. Marietta	6-3
1932	.. TIE	7-7
1933	.. Marietta	13-0
1934	.. Marietta	3-0
1935	.. Capital	13-12
1936	.. Marietta	19-0
1937	.. Capital	26-0
1938	.. Capital	10-0
1939	.. Capital	26-0
1940	.. Capital	8-6
1941	.. Capital	12-6
1946	.. Marietta	12-0
1947	.. Capital	19-7
1948	.. Capital	13-6
1949	.. Capital	27-0
1950	.. Marietta	22-7
1951	.. TIE	6-6
1952	.. Capital	49-12
1953	.. Capital	19-0
1954	.. Capital	28-0
1955	.. Capital	37-0
1956	.. Capital	58-6
1957	.. Capital	41-18
1958	.. Capital	21-14
1959	.. Marietta	22-14
1960	.. Marietta	28-15
1961	.. Capital	15-6
1962	.. Marietta	29-28
1963	.. Marietta	7-6
1964	.. Capital	24-0
1965	.. Capital	28-7
1966	.. Capital	15-0
1967	.. Capital	31-0
1968	.. Capital	15-12
1969	.. Marietta	10-0
1970	.. Capital	34-30
1971	.. Marietta	27-13
1972	.. Marietta	13-7
1973	.. Capital	13-7
1974	.. Marietta	21-6
1975	.. Marietta	28-14
1976	.. Capital	22-14
1977	.. Capital	7-6
1978	.. Marietta	13-8
1979	.. Capital	21-17
1980	.. Capital	13-3
1981	.. Capital	24-0
1982	.. Capital	44-2
1983	.. Capital	41-7
1984	.. Capital	34-21
1985	.. Marietta	11-6
1986	.. Marietta	23-0
1987	.. Capital	24-20
1988	.. Capital	23-14
1989	.. Marietta	13-10
1990	.. Capital	27-7
1991	.. Capital	34-6
1992	.. Marietta	20-0

1993	.. Capital	14-10
1994	.. Marietta	48-21
1995	.. Marietta	69-7
1996	.. Marietta	55-0
1997	.. Capital	28-18
1998	.. Marietta	35-7
1999	.. Capital	49-21
2000	.. Marietta	52-21
2001	.. Capital	42-13
2002	.. Capital	35-0
2003	.. Capital	48-13
2004	.. Capital	43-7
2005	.. Capital	41-10
2006	.. Capital	52-10
2007	.. Capital	27-0
2008	.. Capital	38-6
2009	.. Capital	37-13

Summary: Marietta 28, Capital 49, 2 ties

HEIDELBERG

1917	.. Marietta	3-0
1918	.. Heidelberg	14-0
1919	.. Marietta	19-0
1920	.. Heidelberg	20-7
1923	.. Heidelberg	39-12
1924	.. Marietta	6-0
1928	.. Marietta	42-0
1929	.. Marietta	14-12
1930	.. Marietta	13-12
1931	.. Heidelberg	21-13
1932	.. Heidelberg	34-9
1933	.. Heidelberg	16-0
1934	.. Marietta	30-19
1935	.. Heidelberg	17-7
1936	.. Marietta	30-14
1937	.. Heidelberg	42-12
1938	.. Heidelberg	21-9
1939	.. Heidelberg	21-7
1940	.. Heidelberg	21-13
1941	.. Heidelberg	19-7
1942	.. Heidelberg	19-7
1943	.. Heidelberg	20-0
1944	.. Heidelberg	42-0
1945	.. Heidelberg	27-9
1946	.. Marietta	28-23
1947	.. Marietta	38-17
1948	.. Heidelberg	28-3
1949	.. Heidelberg	28-12
1950	.. Marietta	10-8
1951	.. Heidelberg	48-0
1952	.. Heidelberg	21-14
1953	.. Heidelberg	26-6
1954	.. Heidelberg	22-15
1955	.. Marietta	50-34
1956	.. Marietta	58-28
1957	.. Heidelberg	52-37
1958	.. Marietta	38-12
1959	.. Heidelberg	33-27
2000	.. Marietta	34-7
2001	.. Heidelberg	38-17
2002	.. Heidelberg	38-27
2003	.. Heidelberg	21-13
2004	.. Marietta	31-8
2005	.. Marietta	46-21
2006	.. Marietta	32-17
2007	.. Marietta	31-23
2008	.. Heidelberg	42-40
2009	.. Heidelberg	42-14

Summary: Marietta 20, Heidelberg 27

JOHN CARROLL

1929	.. John Carroll	25-6
1989	.. John Carroll	13-10
1990	.. John Carroll	48-7
1991	.. John Carroll	42-7
1992	.. John Carroll	42-6
1993	.. John Carroll	19-13
1994	.. John Carroll	21-14
1995	.. TIE	21-21
1996	.. John Carroll	38-11
1997	.. John Carroll	18-12
1998	.. John Carroll	45-21
1999	.. John Carroll	10-0
2000	.. John Carroll	42-35
2001	.. John Carroll	51-17
2002	.. John Carroll	46-0
2003	.. John Carroll	42-13
2004	.. John Carroll	20-3
2005	.. John Carroll	48-17
2006	.. John Carroll	20-7
2007	.. John Carroll	27-9
2008	.. John Carroll	31-6
2009	.. John Carroll	22-0

Summary: Marietta 0, John Carroll 21, 1 tie

MOUNT UNION

1933	.. Mount Union	20-0
1934	.. Mount Union	12-7
1941	.. Marietta	7-6

1957	.. Mount Union	32-26
1958	.. Marietta	14-9
1960	.. Marietta	14-6
1961	.. Mount Union	12-7
1965	.. Mount Union	41-0
1966	.. Mount Union	20-10
1967	.. TIE	0-0
1968	.. Marietta	14-0
1969	.. Marietta	20-12
1970	.. Mount Union	14-7
1971	.. Mount Union	29-18
1974	.. Marietta	10-7
1975	.. Mount Union	26-0
1976	.. Marietta	20-7
1977	.. Marietta	20-6
1980	.. Mount Union	22-7
1981	.. Mount Union	58-0
1982	.. Mount Union	57-3
1983	.. Mount Union	28-0
1984	.. Mount Union	31-0
1985	.. Mount Union	28-16
1986	.. Mount Union	28-0
1987	.. Mount Union	33-14
1988	.. Mount Union	37-32
1989	.. Mount Union	31-7
1990	.. Mount Union	58-0
1991	.. Mount Union	43-6
1992	.. Mount Union	31-0
1993	.. Mount Union	37-0
1994	.. Mount Union	34-7
1995	.. Mount Union	41-37
1996	.. Mount Union	61-16
1997	.. Mount Union	69-7
1998	.. Mount Union	41-6
1999	.. Mount Union	56-21
2000	.. Mount Union	54-14
2001	.. Mount Union	47-0
2002	.. Mount Union	56-10
2003	.. Mount Union	55-0
2004	.. Mount Union	57-0
2005	.. Mount Union	59-7
2006	.. Mount Union	45-17
2007	.. Mount Union	57-0
2008	.. Mount Union	49-0
2009	.. Mount Union	56-0

Summary: Marietta 8, Mount Union 39, 1 tie

MUSKINGUM

1927	.. Marietta	36-0
1898	.. Marietta	17-12
1899	.. Marietta	23-0
1900	.. Marietta	21-0
1900	.. Marietta	22-0
1901	.. Marietta	29-5
1901	.. Marietta	8-0
1902	.. TIE	0-0
1903	.. Marietta	59-0
1904	.. TIE	6-6
1905	.. Marietta	52-0
1906	.. Marietta	9-5
1907	.. Marietta	48-0
1908	.. Marietta	5-4
1910	.. Marietta	45-0
1911	.. Marietta	40-0
1912	.. Marietta	13-0
1919	.. Marietta	34-0
1926	.. Muskingum	27-6
1927	.. Muskingum	40-0
1928	.. Marietta	14-13
1929	.. Muskingum	27-6
1930	.. Muskingum	45-0
1934	.. Muskingum	28-6
1935	.. Marietta	9-6
1936	.. Marietta	20-18
1937	.. Marietta	19-13
1938	.. Muskingum	7-6
1939	.. Muskingum	20-0
1950	.. Muskingum	46-7
1951	.. Muskingum	34-7
1952	.. Muskingum	36-7
1953	.. Muskingum	48-6
1954	.. Muskingum	42-6
1955	.. Muskingum	53-0
1956	.. Muskingum	33-0
1957	.. Muskingum	74-0
1958	.. Muskingum	31-16
1959	.. Muskingum	36-24
1960	.. Muskingum	64-6
1961	.. Muskingum	14-0
1962	.. Muskingum	58-0
1963	.. Muskingum	57-12
1964	.. Muskingum	21-0
1965	.. Muskingum	47-0
1966	.. Muskingum	34-0
1968	.. Marietta	7-0
1969	.. Muskingum	17-0
1970	.. Muskingum	27-21
1971	.. Marietta	20-7

1972	.. Muskingum	41-12
1973	.. Muskingum	10-7
1974	.. Marietta	40-27
1975	.. Marietta	25-20
1976	.. Muskingum	7-6
1977	.. Muskingum	27-14
1978	.. Muskingum	12-7
1979	.. Muskingum	16-14
1980	.. Muskingum	21-0
1981	.. Muskingum	17-3
1982	.. Muskingum	33-13
1983	.. Muskingum	42-9
1984	.. Muskingum	14-0
1985	.. Muskingum	27-3
1986	.. Muskingum	41-14
1987	.. Muskingum	48-24
1988	.. Muskingum	44-9
1989	.. Muskingum	44-20
1990	.. Muskingum	21-7
1991	.. Muskingum	49-0
1992	.. Marietta	21-0
1993	.. Marietta	19-7
1994	.. Marietta	7-6
1995	.. Marietta	24-0
1996	.. Marietta	30-3
1997	.. Marietta	14-12
1998	.. Marietta	35-7
1999	.. Marietta	35-19
2000	.. Muskingum	31-29
2001	.. Marietta	31-28
2002	.. Marietta	31-25
2003	.. Marietta	19-16
2004	.. Marietta	12-7
2005	.. Marietta	18-17
2006	.. Marietta	30-10
2007	.. Marietta	27-21
2008	.. Marietta	30-22
2009	.. Muskingum	15-12

Summary: Marietta 40, Muskingum 46, 2 ties

OHIO NORTHERN

1910	.. Marietta	5-3
1913	.. Marietta	14-13
1931	.. Ohio Northern	37-0
1932	.. Marietta	6-0
1954	.. Marietta	12-0
1955	.. Ohio Northern	19-0
1974	.. Marietta	20-7
1975	.. Ohio Northern	28-26
1982	.. Ohio Northern	20-0
1983	.. Ohio Northern	60-0
1984	.. TIE	3-3
1985	.. Marietta	30-12
1986	.. Marietta	51-7
1987	.. Ohio Northern	34-31
1988	.. Ohio Northern	27-12
1989	.. Ohio Northern	24-22
1990	.. Ohio Northern	50-30
1991	.. Ohio Northern	40-6
1992	.. Ohio Northern	21-0
1993	.. Ohio Northern	23-0
1994	.. Ohio Northern	24-14
1995	.. Marietta	29-27
1996	.. Ohio Northern	26-14
1997	.. Ohio Northern	20-17
1998	.. Ohio Northern	20-7
1999	.. Ohio Northern	32-10
2000	.. Ohio Northern	68-27
2001	.. Ohio Northern	51-0
2002	.. Ohio Northern	42-10
2003	.. Ohio Northern	21-13
2004	.. Ohio Northern	28-21
2005	.. Ohio Northern	58-7
2006	.. Marietta	16-6
2007	.. Ohio Northern	14-7
2008	.. Marietta	28-0
2009	.. Ohio Northern	41-10

Summary: Marietta 9, Ohio Northern 26, 1 tie

OTTERBEIN

1892



Lamar Hunter

2009 REVIEW

Pioneers continue to build foundation for future success

The Marietta College football program continued to install a foundation for success during the second year of the Jeff Filkovski era in 2009. The young Pioneers, who improved their record to 3-7 overall and 2-7 in league play, once again battled the tough Ohio Athletic Conference (OAC) competition each week and gained more valuable experience for future success on the gridiron.

Marietta, who opened its season at home for the first time since 2005, came away with a 20-14 victory over Thiel (Pa.). The win marked the 14th time in the last 16 years that the Pioneers began the season 1-0. After a bye in week two, Marietta remained undefeated when it rallied past visiting Wilmington 24-20. A 34-13 setback on the road to Baldwin-Wallace in week four triggered a five-game losing streak. During that stretch, the Pioneers also fell 37-13 to visiting #22 Capital, 22-0 at John Carroll, 41-10 to visiting #19 Ohio Northern and 15-12 at rival Muskingum.

Marietta snapped the slide in week nine with a 25-22, comeback victory over previously undefeated #7 Otterbein on Senior Day at Don Drumm Stadium. The lead changed four different times in the fourth quarter with the Pioneers scoring in the final minute to seal the upset. Marietta could not continue the momentum on the road over the final two weeks as it fell 42-14 at Heidelberg and 56-0 at #1 Mount Union.

The offense focus of the season was to control the tempo of each game with a solid running attack while the defense was asked to be aggressive in all that it did. Both goals were met. Marietta ranked fourth in time of possession, holding the ball for an average of 30:16. It also produced the OAC's top rusher. Unfortunately, the Pioneers ranked 10th in scoring offense, passing offense and total offense. Marietta did rank sixth in total defense, including third against the pass and seventh against the rush.

Senior running back Lamar Hunter highlighted Marietta's five All-OAC selections by earning first team honors in 2009. Junior defensive end Adam Tate and senior offensive lineman George Frisch both received second team recognition, while junior offensive lineman Cameron Kiger and sophomore defensive tackle Cody Andrews were given honorable mention. In addition, Hunter, who was named All-North Region, and Frisch both earned All-Ohio recognition.

Hunter averaged a league-best 114.6 yards on 224 carries. In nine games, Hunter, who scored six touchdowns, became the 18th Pioneer to rush for 1,000 yards in a season. His 1,031 total ranks 16th in school history. Hunter ran for a season-high 158 yards on 24 attempts at Heidelberg and had five games in which he finished with over 145 yards.

Tate finished with 53 total hits, which tied for third on the squad. He also led Marietta with 11 1/2 tackles for loss and five sacks in 2009. Tate had a career-high nine total tackles against Mount Union. Andrews collected 37 total hits, including five tackles for loss and two and one-half sacks. Andrews posted a season-best five stops on four different occasions. Frisch and Kiger helped direct the blocking schemes for the OAC's leading rusher. They also aided in the protection of the Pioneer quarterbacks who threw for 1,460 yards.

Senior strong safety George Davis earned Academic All-OAC honors for a second straight season. The captain, who missed the final three games with an injury, finished the season with 50 total tackles, including 34 solo hits. Davis also served as Marietta's primary kickoff return specialist and ranked third in the OAC by averaging 20.4 yards.

GAME-BY-GAME

2009 SEASON

GAME 1: MARIETTA 20 VS. THIEL 14



SEPTEMBER 5, 2009
DON DRUMM STADIUM
MARIETTA, OHIO

GAME 1 STATISTICS

THI	MAR
15	19
6	122
206	188
71	56
212	310
25/43/1	17/23/1
4/38.8	3/36.7
1/0	2/1
4/31	13/99
30:24	29:36

SCORING SUMMARY

1st 06:09 MAR - Hunter 18 yd pass from Keller (Lemke kick)
8 plays, 72 yards, TOP 4:13, THI 0 - MAR 7
2nd 04:52 THI - Mckall 10 yd pass from Bova (Madeline kick)
11 plays, 51 yards, TOP 5:49, THI 7 - MAR 7
3rd 10:25 MAR - Wills 4 yd pass from Keller (Lemke kick)
9 plays, 61 yards, TOP 4:29, THI 7 - MAR 14
04:00 MAR - Keller 7 yd run (Lemke kick failed)
8 plays, 91 yards, TOP 4:17, THI 7 - MAR 20
4th 14:48 THI - Mckall 9 yd pass from Bova (Madeline kick)
11 plays, 55 yards, TOP 4:06, THI 14 - MAR 20

Score by Quarters

Thiel	0	7	0	7	-	14
Marietta	7	0	13	0	-	20

GAME 2: MARIETTA 24 VS. WILMINGTON 20



SEPTEMBER 19, 2009
DON DRUMM STADIUM
MARIETTA, OHIO

GAME 2 STATISTICS

WILM	MAR
22	16
214	154
162	167
74	52
376	321
16/31/0	11/16/1
3/27.0	4/39.8
0/0	1/1
4/25	6/50
34:29	25:31

SCORING SUMMARY

1st 10:35 WILM - Otte 3 yd pass from Blackburn (Reese kick failed)
9 plays, 60 yards, TOP 4:25, WILM 6 - MAR 0
2nd 13:52 MAR - Hunter 6 yd run (Lemke kick)
9 plays, 72 yards, TOP 4:13, WILM 6 - MAR 7
09:31 WILM - Howard 9 yd pass from Blackburn (Pohly kick)
7 plays, 72 yards, TOP 4:14, WILM 13 - MAR 7
3rd 04:06 MAR - Kriechbaum 17 yd pass from Keller (Lemke kick)
8 plays, 74 yards, TOP 3:13, WILM 13 - MAR 14
4th 11:06 WILM - Stuckey 32 yd pass from Blackburn (Pohly kick)
6 plays, 63 yards, TOP 2:55, WILM 20 - MAR 14
08:19 MAR - Hunter 1 yd run (Lemke kick)
6 plays, 56 yards, TOP 2:42, WILM 20 - MAR 21
02:14 MAR - Lemke 18 yd field goal
6 plays, 69 yards, TOP 3:07, WILM 20 - MAR 24

Score by Quarters

Wilmington	6	7	0	7	-	20
Marietta	0	7	7	10	-	24

GAME 3: BALDWIN-WALLACE 34 VS. MARIETTA 13



SEPTEMBER 26, 2009
GEORGE FINNIE STADIUM
BEREA, OHIO

GAME 3 STATISTICS

MAR	BW
20.....	29
136.....	319
211.....	193
64.....	70
347.....	512
17/32/1.....	13/20/0
3/30.3.....	2/35.0
2/0.....	0/0
6/39.....	9/67
28:25.....	31:35

Score by Quarters

Marietta	6	0	7	0	—	13
Baldwin-Wallace	14	13	7	0	—	34

SCORING SUMMARY

1st 08:09 BW - Kyrell Crook 5 yd run (Brad Pollock kick)
 7 plays, 59 yards, TOP 3:30, MAR 0 - BW 7
 06:35 MAR - Jones 65 yd pass from Keller (Lemke kick blocked)
 3 plays, 66 yards, TOP 1:23, MAR 6 - BW 7
 02:21 BW - Miker 1 yd run (Pollock kick)
 9 plays, 63 yards, TOP 4:09, MAR 6 - BW 14
 2nd 11:11 BW - McGraw 24 yd run (Pollock kick blocked)
 7 plays, 91 yards, TOP 2:51, MAR 6 - BW 20
 05:25 BW - Reineck 13 yd pass from Gardner (Pollock kick)
 7 plays, 59 yards, TOP 2:45, MAR 6 - BW 27
 3rd 08:45 MAR - Wills 5 yd pass from Keller (Lemke kick)
 12 plays, 79 yards, TOP 6:11, MAR 13 - BW 27
 07:38 BW - Myers 48 yd pass from Gardner (Pollock kick)
 3 plays, 65 yards, TOP 1:01, MAR 13 - BW 34

GAME 4: CAPITAL 37 VS. MARIETTA 13



OCTOBER 3, 2009
DON DRUMM STADIUM
MARIETTA, OHIO

GAME 4 STATISTICS

CAP	MAR
16.....	19
162.....	126
202.....	157
57.....	66
364.....	283
11/38/0.....	18/27/1
4/43.5.....	3/35.0
1/1.....	5/4
8/73.....	2/20
28:04.....	31:56

Score by Quarters

#22 Capital	17	10	7	3	—	37
Marietta	0	0	0	13	—	13

SCORING SUMMARY

1st 11:16 CAP - Gunnarson 43 yd pass from Assmann (Bennington kick)
 4 plays, 64 yards, TOP 1:49, CAP 7 - MAR 0
 07:14 CAP - Blake 54 yd pass from Assmann (Bennington kick)
 5 plays, 79 yards, TOP 1:54, CAP 14 - MAR 0
 03:36 CAP - Bennington 29 yd field goal
 5 plays, 26 yards, TOP 2:07, CAP 17 - MAR 0
 2nd 08:56 CAP - Bennington 23 yd field goal
 7 plays, 20 yards, TOP 3:14, CAP 20 - MAR 0
 00:01 CAP - Blake 5 yd pass from Assmann (Bennington kick)
 8 plays, 38 yards, TOP 3:02, CAP 27 - MAR 0
 3rd 11:24 CAP - Ancona 17 yd pass from Assmann (Bennington kick)
 8 plays, 63 yards, TOP 3:29, CAP 34 - MAR 0
 4th 13:01 MAR - Jones 12 yd pass from Keller (Lemke kick failed)
 7 plays, 54 yards, TOP 2:09, CAP 34 - MAR 6
 06:45 MAR - Kriechbaum 7 yd pass from Keller (Cardwell kick)
 12 plays, 73 yards, TOP 4:38, CAP 34 - MAR 13
 01:19 CAP - Bennington 25 yd field goal
 9 plays, 33 yards, TOP 5:25, CAP 37 - MAR 13

GAME 5: JOHN CARROLL 22 VS. MARIETTA 0



OCTOBER 10, 2009
DON SHULA STADIUM
UNIVERSITY HEIGHTS, OHIO

GAME 5 STATISTICS

MAR	JCU
7.....	18
60.....	150
104.....	144
50.....	67
164.....	294
12/18/2.....	17/26/1
5/26.0.....	4/40.5
3/3.....	1/1
3/15.....	1/12
32:35.....	27:25

Score by Quarters

Marietta	0	0	0	0	—	0
John Carroll	10	6	0	6	—	22

SCORING SUMMARY

1st 08:20 JCU - Marchese 24 yd field goal
 11 plays, 48 yards, TOP 6:40, MAR 0 - JCU 3
 02:21 JCU - Grobsmith 5 yd run (Brad Marchese kick)
 5 plays, 43 yards, TOP 2:06, MAR 0 - JCU 10
 2nd 03:54 JCU - Marchese 40 yd field goal
 4 plays, -4 yards, TOP 1:10, MAR 0 - JCU 13
 00:00 JCU - Marchese 40 yd field goal
 6 plays, 42 yards, TOP 1:10, MAR 0 - JCU 16
 4th 14:54 JCU - Marchese 24 yd field goal
 12 plays, 90 yards, TOP 6:16, MAR 0 - JCU 19
 13:43 JCU - Marchese 39 yd field goal
 12 plays, 41 yards, TOP 0:00, MAR 0 - JCU 22

GAME 6: OHIO NORTHERN 41 VS. MARIETTA 10



OCTOBER 17, 2009
DON DRUMM STADIUM
MARIETTA, OHIO

GAME 6 STATISTICS

ONU	MAR
16.....	21
142.....	160
146.....	137
55.....	71
388.....	297
15/23/1.....	17/29/2
1/40.0.....	3/31.0
0/0.....	3/1
11/79.....	7/44
25:01.....	34:59

Score by Quarters

#19 Ohio Northern	10	7	14	10	—	41
Marietta	0	3	0	7	—	10

SCORING SUMMARY

1st 05:23 ONU - Heaphy 44 yd field goal
 8 plays, 66 yards, TOP 3:48, ONU 3 - MAR 0
 00:54 ONU - Donley 5 yd run (Heaphy kick)
 6 plays, 58 yards, TOP 2:06, ONU 10 - MAR 0
 2nd 09:18 MAR - Cardwell 30 yd field goal
 15 plays, 63 yards, TOP 6:31, ONU 10 - MAR 3
 04:06 ONU - Fleming 36 yd pass from Simmons (Heaphy kick)
 9 plays, 57 yards, TOP 5:06, ONU 17 - MAR 3
 3rd 11:34 ONU - Donley 2 yd run (Heaphy kick)
 8 plays, 53 yards, TOP 3:22, ONU 24 - MAR 3
 07:49 ONU - Elliott 2 yd pass from Simmons (Heaphy kick)
 6 plays, 16 yards, TOP 2:53, ONU 31 - MAR 3
 4th 14:14 MAR - Lashaway 1 yd pass from Shackle (Cardwell kick)
 11 plays, 65 yards, TOP 5:30, ONU 31 - MAR 10
 08:58 ONU - Priest 55 yd pass from Simmons (Heaphy kick)
 4 plays, 69 yards, TOP 1:18, ONU 38 - MAR 10
 03:19 ONU - Heaphy 50 yd field goal
 7 plays, 18 yards, TOP 2:45, ONU 41 - MAR 10

GAME 7: MUSKINGUM 15 VS. MARIETTA 13



OCTOBER 24, 2009
 MCCONAGHA STADIUM
 MUSKINGUM, OHIO

GAME 7 STATISTICS

MAR	MUSK
14.....	11
148.....	95
78.....	79
66.....	53
226.....	174
6/16/0.....	10/17/0
5/36.0.....	9/31.6
2/1.....	1/0
7/75.....	9/113
29:53.....	30:07

Score by Quarters

Marietta	0	6	6	0	—	13
Muskingum	0	7	2	6	—	15

SCORING SUMMARY

2nd 10:08 MUSK - Sutton 7 yd pass from Burns (Raymond kick)
 11 plays, 80 yards, TOP 6:41, MAR 0 - MUSK 7
 00:22 MAR - Hunter 3 yd run (Cardwell kick failed)
 7 plays, 37 yards, TOP 3:18, MAR 6 - MUSK 7
 3rd 06:01 MAR - Hunter 3 yd run (Keller pass failed)
 5 plays, 17 yards, TOP 2:19, MAR 12 - MUSK 7
 01:05 MUSK - Thomas safety
 MAR 12 - MUSK 9
 4th 12:16 MUSK - Smith 2 yd run (Raymond kick failed)
 8 plays, 47 yards, TOP 3:44, MAR 12 - MUSK 15

GAME 8: MARIETTA 25 VS. OTTERBEIN 22



OCTOBER 31, 2009
 DON DRUMM STADIUM
 MARIETTA, OHIO

GAME 8 STATISTICS

OTT	MAR
17.....	29
251.....	169
38.....	287
58.....	79
289.....	456
8/17/1.....	25/43/1
4/43.2.....	4/26.5
1/0.....	4/1
8/82.....	6/66
27:58.....	32:02

Score by Quarters

#7 Otterbein	7	6	0	9	—	22
Marietta	7	7	0	11	—	25

SCORING SUMMARY

1st 13:08 OTT - Rowley 6 yd pass from Schlosser (Brewer kick)
 6 plays, 60 yards, TOP 1:52, OTT 7 - MAR 0
 10:03 MAR - Keller 1 yd run (Cardwell kick)
 9 plays, 83 yards, TOP 3:00, OTT 7 - MAR 7
 2nd 09:22 MAR - Hunter 4 yd run (Cardwell kick)
 15 plays, 91 yards, TOP 6:44, OTT 7 - MAR 14
 04:42 OTT - Coy 4 yd run (Brewer kick failed)
 9 plays, 59 yards, TOP 4:32, OTT 13 - MAR 14
 4th 14:13 OTT - Brewer 25 yd field goal
 9 plays, 60 yards, TOP 3:36, OTT 16 - MAR 14
 03:16 MAR - Eschbaugh 47 yd field goal
 13 plays, 49 yards, TOP 4:36, OTT 16 - MAR 17
 02:25 OTT - Stoughton 34 yd run (Stoughton pass failed)
 2 plays, 43 yards, TOP 0:43, OTT 22 - MAR 17
 00:59 MAR - Walker 17 yd pass from Keller (Hunter rush)
 7 plays, 69 yards, TOP 1:19, OTT 22 - MAR 25

GAME 9: HEIDELBERG 42 VS. MARIETTA 14



NOVEMBER 7, 2009
MAYER FIELD STADIUM
TIFFIN, OHIO

GAME 9 STATISTICS

MAR	HEID
17..... First Downs.....	21
193..... Net Yards Rushing.....	302
71..... Net Yards Passing.....	168
58..... Total Plays.....	69
264..... Total Yards.....	469
8/17/0..... Comp/Att/Int.....	9/15/1
9/32.7..... Punts/Avg.....	2/44.0
1/1..... Fumbles/Lost.....	.2/2
4/40..... Penalties/Yards.....	.2/30
24:57..... Time of Possession.....	35:03

Score by Quarters

Marietta	0	7	7	0	—	14
Heidelberg	14	14	7	7	—	42

SCORING SUMMARY

1st 11:36 HEID - Preston 8 yd pass from Miller (Hawkins kick)
 8 plays, 63 yards, TOP 3:24, MAR 0 - HEID 7
 02:36 HEID - Walton 40 yd pass from Miller (Hawkins kick)
 4 plays, 97 yards, TOP 1:45, MAR 0 - HEID 14
 2nd 14:54 HEID - Miller 5 yd run (Hawkins kick)
 6 plays, 23 yards, TOP 2:36, MAR 0 - HEID 21
 10:15 HEID - Sims 3 yd run (Hawkins kick)
 7 plays, 73 yards, TOP 3:47, MAR 0 - HEID 28
 06:51 MAR - Keller 7 yd run (Cardwell kick)
 8 plays, 63 yards, TOP 3:18, MAR 7 - HEID 28
 3rd 09:43 HEID - Lewis 2 yd run (Hawkins kick)
 8 plays, 48 yards, TOP 3:49, MAR 7 - HEID 35
 02:46 MAR - Hunter 2 yd run (Cardwell kick)
 8 plays, 56 yards, TOP 3:09, MAR 14 - HEID 35
 4th 07:41 HEID - Lewis 7 yd run (Hawkins kick)
 12 plays, 58 yards, TOP 7:16, MAR 14 - HEID 42

GAME 10: MOUNT UNION 56 VS. MARIETTA 0



NOVEMBER 14, 2009
MOUNT UNION STADIUM
ALLIANCE, OHIO

GAME 10 STATISTICS

MAR	MTU
7..... First Downs.....	26
54..... Net Yards Rushing.....	225
60..... Net Yards Passing.....	372
60..... Total Plays.....	66
114..... Total Yards.....	597
8/20/1..... Comp/Att/Int.....	16/24/0
12/36.2..... Punts/Avg.....	3/50.3
1/0..... Fumbles/Lost.....	.0/0
4/39..... Penalties/Yards.....	.7/88
32:54..... Time of Possession.....	27:06

Score by Quarters

Marietta	0	0	0	0	—	0
#1 Mount Union	7	28	21	0	—	56

SCORING SUMMARY

1st 00:16 MTU - Miller 52 yd pass from Rocco (Carpenter kick)
 6 plays, 81 yards, TOP 2:28, MAR 0 - MTU 7
 2nd 11:32 MTU - Moring 4 yd run (Carpenter kick)
 6 plays, 41 yards, TOP 2:38, MAR 0 - MTU 14
 06:30 MTU - Shorts 43 yd run (Carpenter kick)
 6 plays, 71 yards, TOP 2:27, MAR 0 - MTU 21
 02:59 MTU - Shorts 34 yd pass from Rocco (Carpenter kick)
 4 plays, 57 yards, TOP 1:47, MAR 0 - MTU 28
 00:26 MTU - Claycomb 17 yd pass from Rocco (Carpenter kick)
 5 plays, 63 yards, TOP 0:34, MAR 0 - MTU 35
 3rd 12:32 MTU - Shorts 59 yd pass from Rocco (Carpenter kick)
 1 play, 59 yards, TOP 0:11, MAR 0 - MTU 42
 09:40 MTU - Claycomb 58 yd pass from Rocco (Carpenter kick)
 3 plays, 75 yards, TOP 0:59, MAR 0 - MTU 49
 05:55 MTU - Collins 89 yd punt return (Carpenter kick)
 MAR 0 - MTU 56

2009 FINAL STATISTICS

DATE	OPPONENT	SCORE	W/L
9/5	THIEL	20-14	W
9/19	WILMINGTON*	24-20	W
9/26	at Baldwin-Wallace*	13-34	L
10/3	#22 CAPITAL*	13-37	L
10/10	at John Carroll*	0-22	L
10/17	#19 OHIO NORTHERN*	10-41	L
10/24	at Muskingum*	12-15	L
10/31	#7 OTTERBEIN*	25-22	W
11/7	at Heidelberg*	12-42	L
11/14	at #1 Mount Union*	0-56	L

TEAM STATISTICS	MARIETTA	OPPONENTS
Total First Downs	169	191
Rushing	72	100
Passing	79	75
Penalty	18	16
Net Yards Rushing	1322	1865
Yards Gained	1591	2079
Yards Lost	269	214
Average Per Rush	3.5	4.6
Average Per Game	132.2	186.5
Net Yards Passing	1460	1810
Att/Comp/Int	139/241/10	140/234/5
Completion Percentage	57.7	59.8
Average Per Pass	6.1	7.7
Average Per Catch	10.5	12.9
Average Per Game	146.0	181.0
Total Offense/Plays	2782/622	3675/640
Plays Per Game	62.2	64.0
Yards Per Play	4.5	5.7
Yards Per Game	278.2	367.5
Kickoff Returns/Yards	54/869	29/582
Yards Per Return	16.1	20.1
Returns Per Game	5.4	2.9
Punt Returns/Yards	8/66	16/244
Yards Per Return	8.2	15.2
Returns Per Game	0.8	1.6
Interception Returns/Yards	5/83	10/50
Yards Per Return	16.6	5.0
Interceptions Per Game	0.5	1.0
Punts/Yards	46/1604	36/1378
Yards Per Punt	33.4	38.3
Punts Per Game	4.6	3.6
Fumbles/Lost	24/13	7-4
Penalties/Yards	58/487	63/600
Yards Per Penalty	8.4	9.5
Penalties Per Game	5.8	6.3
Yards Per Game	48.7	60.0
Safeties	0	1

SCORING BY QUARTERS	1ST	2ND	3RD	4TH	TOTAL
Pioneers	20	30	40	41	131
Opponents	85	105	58	55	303

RUSHING	G	ATT.	GAIN	LOST	NET	AVG.	TD	LONG	AVG./G
Lamar Hunter	9	224	1089	58	1031	4.6	6	21	114.6
Tevin Dones	7	46	184	25	159	3.5	0	23	22.7
Alexander Fountain	7	29	131	2	129	4.4	0	16	18.4
Nate Zills	4	11	44	4	40	3.6	0	20	10.0
Stephen Lockhart	5	2	7	0	7	3.5	0	6	1.4
Zane Eschbaugh	6	1	5	0	5	5.0	0	5	0.8
Andrew Keller	9	55	129	127	2	0.0	3	18	0.2
Kyle Shackle	3	7	2	32	-30	-4.3	0	2	-10.0
Pioneers	10	381	1591	269	1322	3.5	9	23	132.2
Opponents	10	406	2079	214	1865	4.6	15	43	186.5

PASSING	G	ATT./COMP./INT.	PCT.	YARDS	TD	LONG	AVG./G
Andrew Keller	9	119/207/6	57.5	1296	8	65	144.0
Kyle Shackle	3	20/33/3	60.6	164	1	21	54.7
Corey Kriechbaum	10	0/1/1	0.0	0	0	0	0.0
Pioneers	10	139/241/10	57.7	1460	9	65	146.0
Opponents	10	140/234/5	59.8	1810	23	59	181.0

RECEIVING	G	NO.	YARDS	AVG.	TD	LONG	AVG./G
Cory Kriechbaum	10	33	284	8.6	2	23	28.4
Jahmaal Jones	10	31	372	12.0	2	65	37.2
Chad Walker	10	28	444	15.9	1	62	44.4
Lamar Hunter	9	11	95	8.6	1	18	10.6
Sam Walz	10	7	61	8.7	0	14	6.1
Lamar Hunter	9	13	100	7.7	1	16	11.1
Rich Klingel	9	7	59	8.5	0	11	6.6
Zach Lashaway	10	6	40	6.7	1	21	4.0
Alexander Fountain	7	5	15	3.0	0	6	2.1
Tevin Dones	7	4	26	6.5	0	10	3.7
Nathan Wills	6	3	23	7.7	2	14	3.8
Mat Fling	6	2	38	19.0	0	33	6.3
Nate Zills	4	1	2	2.0	0	2	0.5
Stephen Lockhart	5	1	1	1.0	0	1	0.2
Pioneers	10	139	1460	10.5	9	65	146.0
Opponents	10	140	1810	12.9	23	59	181.0

PUNTING	NO.	YARDS	AVG.	BLOCKED	LONG
Zane Eschbaugh	33	1118	33.9	0	53
Sean Munfield	12	416	34.7	0	45
Kyle Cardwell	2	70	35.0	1	49
Pioneers	48	1604	33.4	1	53
Opponents	36	1378	38.3	1	63

PUNT RETURNS	NO.	YARDS	AVG.	TD	LONG
Cory Kriechbaum	6	19	3.2	0	12
Chad Walker	1	15	15.0	0	0
Josh Wright	1	0	0.0	0	0
Quincy Bell	0	32	0.0	0	32
Pioneers	8	66	8.2	0	32
Opponents	16	244	15.2	1	89

KICKOFF RETURNS	NO.	YARDS	AVG.	TD	LONG
Chad Walker	30	489	16.3	0	42
George Davis	14	285	20.4	0	40
Jahmaal Jones	3	24	8.0	0	10
Jason Cristini	2	27	13.5	0	21
Nathan Wills	2	8	4.0	0	7
Mat Fling	1	15	15.0	0	15
Zach Lashaway	1	10	10.0	0	10
Cory Kriechbaum	1	11	11.0	0	11
Pioneers	54	869	16.1	0	42
Opponents	29	582	20.1	0	44

SCORING	TD	FGs	PATs				POINTS
			KICK	RUSH	Rcv.	PASS	
Lamar Hunter	7	0-0	0-0	1-1	0	0	44
Andrew Keller	3	0-0	0-0	0-0	0	1	18
Jahmaal Jones	2	0-0	0-0	0-0	0	0	12
Nathan Wills	2	0-0	0-0	0-0	0	0	12
Corey Kriechbaum	2	0-0	0-0	0-0	0	0	12
Kyle Cardwell	0	1-1	6-7	0-0	0	0	9
Corey Lemke	0	1-2	6-9	0-0	0	0	9
Zach Lashaway	1	0-0	0-0	0-0	0	0	6
Chad Walker	1	0-0	0-0	0-0	0	0	6
Zane Eschbaugh	0	1-1	0-0	0-0	0	0	3
Pioneers	18	3-4	12-16	1-1	0	0-1	131
Opponents	39	11-15	34-38	0-0	0	0-1	303

FIELD GOALS YARDAGE BREAKDOWN								
FIELD GOALS	1-19	20-29	30-39	40-49	50+	BL	PCT.	LONG
Corey Lemke	1-1	0-0	0-1	0-0	0-0	0	50.0	18
Kyle Cardwell	0-0	0-0	1-1	0-0	0-0	0	100.0	30
Zane Eschbaugh	0-0	0-0	0-0	1-1	0-0	0	100.0	47
Pioneers	1-1	0-0	1-2	1-1	0-0	0	75.0	47
Opponents	0-0	6-7	1-1	3-6	1-1	0	73.3	50

INTERCEPTIONS	No.	YARDS	AVG.	TD	LONG
Rahkeem Caver	2	69	34.5	0	69
Jake Depp	1	6	6.0	0	6
Corey Lemke	1	7	7.0	0	7
George Davis	1	1	1.0	0	1
Pioneers	5	83	16.6	0	69
Opponents	10	50	5.0	0	26

ALL PURPOSE	G	RUSH	REC.	PR	KOR	IR	TOTAL	AVG./G
Lamar Hunter	9	1031	95	0	0	0	1126	125.1
Chad Walker	10	0	444	15	489	0	948	94.8
Jahmaal Jones	10	0	372	0	24	0	396	39.6
Corey Kriechbaum	10	0	284	19	11	0	314	31.4
George Davis	7	0	0	0	285	1	286	40.9
Tevin Dones	7	159	26	0	0	0	185	26.4
Alexander Fountain	7	129	15	0	0	0	144	20.6
Rahkeem Caver	10	0	0	0	0	69	69	6.9
Sam Walz	10	0	61	0	0	0	61	6.1
Rich Klingel	9	0	59	0	0	0	59	6.6
Mat Fling	6	0	38	0	15	0	53	8.8
Zach Lashaway	10	0	40	0	10	0	50	5.0
Nate Zills	4	40	2	0	0	0	42	10.5
Quincy Bell	9	0	0	32	0	0	33	3.6
Nathan Wills	6	0	23	0	8	0	31	5.2
Jason Cristini	3	0	0	0	27	0	27	9.0
Stephen Lockhart	5	7	1	0	0	0	8	1.6
Pioneers	10	1322	1460	66	869	83	3800	380.0
Opponents	10	1865	1810	244	582	50	4551	455.1

TOTAL OFFENSE	G	PLAYS	RUSH	PASS	TOTAL	AVG./G
Andrew Keller	9	262	2	1296	1298	144.2
Lamar Hunter	9	224	1031	0	1031	114.6
Tevin Dones	7	46	159	0	159	22.7
Kyle Shackie	3	40	-30	164	134	44.7
Alexander Fountain	7	29	129	0	129	18.4
Nate Zills	4	11	40	0	40	10.0
Stephen Lockhart	5	2	7	0	7	1.4
Zane Eschbaugh	6	1	5	0	5	1.4
Pioneers	10	622	1322	1460	2782	278.2
Opponents	10	640	1865	1810	3675	367.5

DEFENSE	G	SOLO.	ASST.	TOTAL	TFL/Yds.	SACKS/Yds.	FR/Yds.
Rahkeem Caver	10	38	21	59	1.0/3	0/0	1/0
Clinton Thompson	10	41	13	54	1.5/8	1.0/7	0/0
Joe Williams	9	31	22	53	8.0/22	2.5/12	0/0
Adam Tate	10	30	23	53	11.5/54	5.0/37	0/0
George Davis	7	34	16	50	1.0/1	2.0/16	0/0
George Grady	10	28	21	49	5.5/22	2.0/16	1/0
Dan Starr	6	29	19	48	5.0/14	1.0/6	0/0
James Borwell	10	30	17	47	2.5/4	0/0	0/0
Corey Lemke	10	27	12	39	1.0/1	0/0	1/0
Cody Andrews	10	20	17	37	5.0/16	2.5/12	2/0
Pete Santagate	10	11	16	27	0.5/2	0/0	0/0
Jake Depp	9	13	10	23	1.0/3	0/0	0/0
Kevin Donnellan	9	10	9	19	2.0/7	0/0	0/0
Kadeem Corbin	6	6	6	12	0.5/4	0.5/4	0/0
Gaston Hayes	9	8	4	12	2.5/19	2.0/19	0/0
Tarek Nusseibeh	10	7	3	10	2.0/6	0.5/3	0/0
Steve Perrin	9	3	7	10	1.5/4	0.5/1	0/0
Pioneers	10	409	248	657	57/211	20/132	4/0
Opponents	10	422	216	638	54/210	23/122	13/16



Senior wide receiver Cory Kriechbaum



DON DRUMM

*Renovations bring a fresh look
to a historic facility*

STADIUM

There is a fresh look to the historic facility on the 500 block of Pike Street. The renovations were part of the Marietta College Fields Project that was initiated following the re-acquisition of the property from the Marietta City Schools in early 2004.

The new artificial surface (FieldTurf) and track highlights the project and when combined with the cleanup of the entire facility makes Don Drumm once again a showpiece of the College and the Marietta community. It was also the site of the 2009 NCAA Division III Outdoor Track and Field Championship, hosted by Marietta.

From its humble beginnings as a Civil Works Administration (CWA) in the 1930s, Don Drumm Stadium has been the home of many exciting athletic events over the years for both Marietta College and Marietta High School.

Marietta College originally opened a playing field in 1916 to host its football, baseball and occasional track meets at a site located at Fifth and Greene streets.

As the years have passed, the stadium has been used for athletics and other events, all under governance of the city administration. Don Drumm has been the setting for a large pageant during the city's sesquicentennial celebration in 1938, several Special Olympics, Band-O-Ramas and high school graduations.

As the city became less able to finance the costs of the regular upkeep and repair, Marietta College invested money and manpower to carry out normal maintenance. In the 1950s, a heavy windstorm caused severe damage to the lights and funds were obtained from the College and citizens to repair the damage.

In the summer of 1963, the stadium became a major part of a city-wide cleanup campaign enacted by Mayor John A. Burnworth. A major repair and rejuvenation project resulted. The city made \$6,000 available and Marietta College added \$1,400 into improvements to the running track and the college crews donated 800 to 1,000 man-hours. Some of the improvements included sandblasting and painting the bleachers, new seats, an asphalt walkway

from the main gate to the grandstand, paving and curbing in front of the grandstand, provisions for a concession area, and work on the lavatories and locker rooms.

Believing that the stadium was an unnecessary burden, the City, on March 31, 1966, leased it to the College for a 15-year period—playing a key role in the expansion of the campus toward the Ohio River. The College paid all utilities and bore all the costs of maintenance and necessary capital improvements. The College still guaranteed the Marietta School System use of the stadium.

In July of 1966, Marietta College requested to rename the stadium "Don Drumm Field." It was approved by the Stadium Commission and Mayor John A. Burnworth. On Sept. 24, 1966, the field was rededicated.

In 1968, Marietta College football coach Joe McDaniel installed an underground watering system and crowned the field for \$15,000. At some point, the College also erected a new press box and a new scoreboard, sharing costs with the MHS Boosters.

In 1981, a few weeks before the lease was to expire, there was a fire under the bleachers, causing \$56,569 in damage. After insurance, Marietta College had to pay \$17,578. When the lease expired on March 31, the College decided not to renew. On July 15, 1981, the city deeded Don Drumm Field over to the Marietta Board of Education, with Marietta College still receiving preferential rights.

In 1993, Marietta City Schools, with the help of the Tiger Athletic Booster Club, put in state-of-the-art, all-weather track. The eight-lane track was later named Bob Annasenz Track by Marietta High School.

On Aug. 18, 2003 the Marietta City Schools agreed to transfer the property to the South East Ohio Port Authority, a Marietta based economic development organization, which in turn transferred it to the College. This change of ownership set in motion a chain of events that helped bring the much needed improvements to the facility.

HISTORY OF MARIETTA FOOTBALL

2010 Pioneers look to make their own history

Take a long look at the first Marietta College football team on the top right of the next page. Those 15 players may not stack up against today's athletes, but they certainly were a rugged group. The first football team at Marietta College went 1-1-1; its win was a forfeit against Otterbein. In the first game ever, Ohio State pounded the Pioneers 80-0. But much has changed since those early beginnings. Marietta College has a 407-529-36 record in its 100-plus years of action.

It took Marietta just three years to earn its first winning season (5-3 in 1894). The Pioneers remained strong in those early years as Marietta recorded 23 winning seasons in the first 32 years. The shining moment during that time was on Nov. 29, 1906, when Petey Gilman threw a 52-yard pass, one of the first official forward passes in football, in a 12-2 win against Ohio University. Gilman's heave held the forward pass distance record until 1920. Somehow, Marietta's football program could not continue its winning ways and the competition began passing the Pioneers by on the playing field. From 1924-1993, Marietta College had just 16 winning campaigns. There were some bright seasons—8-1 in 1969 and 6-4 in 1986—but it was a down time for the Pioneers.

The 1969 team ranks second on Marietta's all-time list of best seasons, second to 1906 when Marietta went 9-1 (only loss was 4-0 to Ohio State Medical). The '69 squad fell victim to Muskingum in the second game of the season, 17-0. The 1968 campaign was also a strong year for the Navy Blue & White. Marietta College went 7-2 with wins against Muskingum, Mount Union and Heidelberg and a Homecoming win against Otterbein.

The dark days set in on the Marietta College football program in 1981, when the nation's longest losing streak began with a 24-0 loss to Capital to open the season. Marietta went 0-9 in 1981, '82 and '83 then opened the 1984 season 0-7. The Pioneers ended the skid with a



3-3 tie against Ohio Northern on Homecoming and picked up their first win in nearly four years with a 15-12 victory against Wooster. In 1983, Sports Illustrated visited the Marietta College campus and did a story on Pioneer Football entitled "A Losing Proposition."

The 1990s brought forth a new era for Pioneer football. After Mike Schonewolf coached the Pioneers to a 2-8 mark in 1990, Pennsylvania native Gene Epley took over the program and instilled a new pride and enthusiasm. After going 0-10 his first year, Epley strung together three straight non-losing seasons in 1994 (5-5), 1995 (8-1-1) and 1996 (7-3). The '95 season produced some of the greatest excitement Pioneer fans have seen in southeastern Ohio in more than 50 years. Facing

MARIETTA COLLEGE'S GREATEST VICTORIES

1895	Marietta	24	Ohio State	0
1900	Marietta	19	West Virginia	6
1903	Marietta	43	Pittsburgh	6
1910	Marietta	17	Miami (Ohio)	0
1918	Marietta	7	Ohio	0
1920	Marietta	23	Michigan State	7
1920	Marietta	20	Cincinnati	0
1928	Marietta	14	Muskingum	13
1935	Marietta	31	Bowling Green	0
1954	Marietta	20	Wittenberg	19
1959	Marietta	90	Wash. & Jeff.	0
1968	Marietta	7	Muskingum	0
1977	Marietta	20	Mount Union	6
1984	Marietta	15	Wooster	12
1995	Marietta	27	Baldwin-Wallace	10
1996	Marietta	38	Central (Iowa)	18
2006	Marietta	32	Baldwin-Wallace	31
2006	Marietta	16	Ohio Northern	6
2009	Marietta	25	Otterbein	22



All-American Danté Brown holds the NCAA record for most rushing yards in a game (441)



Marietta's first football team (1892)

MARIETTA COLLEGE FOOTBALL COACHES' WINNING PERCENTAGES

COACH	YEARS	G	W	L	T	PCT.
Earle Neale	1919-20	15	14	1	0	.933
H.E. Van Surdam	1906-07	19	16	3	0	.842
Howard S. Stuckey	1908	8	6	2	0	.750
William C. Cole	1903	10	7	3	0	.700
Benjamin F. Reiter	1909-11/17-18	36	24	11	1	.681
Donald D. Drumm	1912-16/42	47	31	14	2	.681
Joseph Manley	1893-96	22	14	7	1	.659
Chester A. Orr	1905	8	4	2	2	.625
H.S. Graver	1904	8	4	3	1	.563
Judge C.M. Showalter	1897-00	33	17	15	1	.530
Joe McDaniel	1966-79	127	65	60	2	.520
Curt Wiese	2006-07	20	9	11	0	.450
Todd Glaser	2003-05	30	13	17	0	.433
Leonard Barnum	1946	7	3	4	0	.428
Unknown	1892/1901	12	4	6	2	.417
Frank Hayes	1927-41	109	41	60	8	.413
Kenneth A. Mead	1957-63	62	24	37	1	.395
Ralph MacGoffen	1902	9	3	5	1	.389
Gene Epley	1991-2002	120	45	73	2	.383
Percy W. Griffith	1921-26	49	14	28	7	.357
Paul Glod	1947-49	23	8	15	0	.347
Ralph Patton	1950-51	15	4	10	1	.300
Mike Hollway	1983-86	39	11	27	1	.295
Jeff Filkovski	2008-09	20	5	15	0	.250
Mike Schonewolf	1987-90	40	10	30	0	.250
John R. Smith	1952-56	38	7	29	2	.211
Robert Lafferty	1964-65	18	3	15	0	.167
Tom Mulligan	1980-82	27	1	25	1	.056
R.L. Cooke	1919	1	0	1	0	.000
All Coaches	1892-2009	972	407	529	36	.437

*A tie counts as half a win

the No. 1 ranked Mount Union Purple Raiders at Don Drumm Field, Marietta put a serious scare in the Ohio Athletic Conference's top team.

Before the game even started, more than 1,500 people lined the sidewalk in front of Greene Street attempting to get into the gates. It was the first overflow crowd in years. By halftime, with the Don Drumm crowd on its feet, the Pioneers had a 16-7 halftime lead. Mount Union took over in the third period and scored 21 unanswered points, but Marietta did not back down. After an 89-yard kickoff return by Danté Brown, the Pioneers were back within five points of the Purple Raiders (34-29). Then quarterback Aaron Conte connected with Ted Jones on a 43-yard TD pass that pulled Marietta ahead 37-34 with

4:20 to play. Mount Union answered with a touchdown to make the score 41-37 with 2:23 left. The Pioneers marched down the field, but with time running out, Conte was sacked to end the game.

In all, the Pioneers have had 28 coaches. Earle "Greasy" Neale was the most successful. He was 14-1 from 1919-20. Later, Neale coached at West Virginia University and professionally. Joe McDaniel (1966-79) has the best winning percentage for a coach with more than 100 games. He was 65-60-2 (.520). The only other two Pioneer football coaches with at least 100 games are Frank Hayes (1927-41), who was 41-60-8 (.413) and Gene Epley (1991-2002), who was 45-73-2 (.383).

INDIVIDUAL RECORDS

SINGLE GAME INDIVIDUAL RECORDS

Touchdowns	Dallas Garber, Washington & Jefferson	.6	1959
	Danté Brown, Baldwin-Wallace	.6	1996
	Danté Brown, Heidelberg	.6	1996
Points	Dallas Garber, Washington & Jefferson	.40	1959
Rush Attempts	Danté Brown, Heidelberg	.51	1996
Rush Yards	Danté Brown, Baldwin-Wallace	* 441	1996
Rush Average	Jim Hissam, Bethany	16.8	1958
Pass Attempts	Jason Vrable, Muskingum	.58	2005
Pass Completions	Justin Papania, Muskingum	.34	2002
Passing Yards	Justin Papania, Muskingum	.410	2002
Touchdown Passes	Dave Coulter, Washington & Jefferson	.4	1959
	Lee Kuberacki, Otterbein	.4	1997
	Lee Kuberacki, Heidelberg	.4	1997
	Shawn Taylor, Ohio Northern	.4	2000
	Dexter Hughes, Wilmington	.4	2007
Receptions	Nic North, Muskingum	.14	2005
	Chad McDaniel, Otterbein	.14	2006
Receiving Yards	Chad McDaniel, Otterbein	.210	2006
Pass Reception Yards	Danté Brown, Mount Union	.92	1996
Touchdown Receptions	Gary Winkler, Otterbein	.3	1972
	Bill Ross, Heidelberg	.3	1979
	Antonio Hutton, Otterbein	.3	1997
Interceptions	Jim Rearic, Oberlin	.4	1987
Interception Return Yards	Anthony Banks, Baldwin-Wallace	.96	2004
Punts	Greg Richmond, Heidelberg	.15	1973
Punt Yards	Greg Richmond, Heidelberg	.520	1973
Punt Returns	Bryan Bown, Otterbein	.7	1993
Punt Return Yards	Bryan Bown, Muskingum	.152	1993
Kickoff Returns	Derek Brucato, Mount Union	.8	1990
	Derek Brucato, Heidelberg	.8	1991
Kickoff Return Yards	Jim Rearic, Mount Union	.182	1988

SINGLE SEASON INDIVIDUAL RECORDS

Touchdowns	Danté Brown	.27	1996
Points	Danté Brown	.166	1996
Rush Attempts	Kenneth Sasu	.333	2000
Rush Yards	Danté Brown	.2385	1996
Rush Average	George Sauer	8.4	1968
Pass Attempts	Jason Vrable	.375	2006
Pass Completions	Jason Vrable	.202	2006
Passing Yards	Jason Vrable	.2845	2006
Touchdown Passes	Jason Vrable	.20	2006
Receptions	Mike Valiante	.54	2003
Receiving Yards	Jason Curry	.760	2006
Touchdown Receptions	Antonio Hutton	.8	1997
	Jason Curry	.8	2006
Interceptions	Charles Black	.7	1977
Interception Return Yards	Charles Black	.105	1975
	Anthony Banks	.105	2004
Punts	Bob Bloom	.66	1981
	Tom Campbell	.66	1992
	Jason Curry	.66	2005
Punt Yards	Jason Curry	.2505	2005
Punt Returns	Phil Schmucker	.45	1985
Punt Return Yards	Antonio Hutton	.407	1996
Kickoff Returns	Chris Sidick	.34	2001
Kickoff Return Yards	Chris Sidick	.684	2001
Field Goal Attempts	Ron Emerick	.14	1976
Field Goals Made	Ron Emerick	.9	1976
All-Purpose Yards	Danté Brown	.2973	1996
All-Purpose Plays	Jason Vrable	.454	2006

CAREER INDIVIDUAL RECORDS

Touchdowns	Danté Brown	.54	1994-97
	Kenneth Sasu	.43	1997-2000
	Dallas Garber	.34	1958-60
	Curt Weikart	.33	1992-95
	Jamesie Cua	.31	1986-89
Points	Danté Brown	.328	1994-97
	Kenneth Sasu	.258	1997-2000
	Dallas Garber	.225	1958-60
	Curt Weikart	.198	1992-95
	Jamesie Cua	.186	1986-89

Rush Attempts	Evan Lipp	.900	1984-87
	Kenneth Sasu	.875	1997-2000
	Curt Weikart	.819	1992-95
	Danté Brown	.712	1994-97
	Jamesie Cua	.671	1986-89
Rush Yards	Kenneth Sasu	.4727	1997-2000
	Danté Brown	.4512	1994-97
	Evan Lipp	.3844	1984-87
	Curt Weikart	.3339	1992-95
	Jamesie Cua	.3274	1986-89
Rush Average	Danté Brown	.6.3	1994-97
	Dallas Garber	.5.4	1958-60
	Heath Hinton	.5.4	1997-2000
	Kenneth Sasu	.5.4	1997-2000
	Dan Pottmeyer	.5.3	1970-73
Pass Attempts	Jason Vrable	.902	2003-06
	Aaron Conte	.775	1993-96
	Shawn Taylor	.716	1999-2001
	Justin Papania	.592	2001-03
	Mark Miller	.517	1985-88
Pass Completions	Jason Vrable	.495	2003-06
	Shawn Taylor	.385	1999-2001
	Aaron Conte	.356	1993-96
	Justin Papania	.338	2001-03
	Lee Kuberacki	.267	1995-98
Pass Yards	Jason Vrable	.6102	2003-06
	Aaron Conte	.4820	1993-96
	Shawn Taylor	.3863	1999-2001
	Dave Coulter	.3815	1957-60
	Justin Papania	.3582	2001-03
Touchdown Passes	Jason Vrable	.41	2003-06
	Shawn Taylor	.31	1999-2001
	Dave Coulter	.30	1957-60
	Aaron Conte	.30	1993-96
	Lee Kuberacki	.23	1995-98
	Justin Papania	.22	2001-03
Receptions	Antonio Hutton	.151	1994-97
	Mike Valiante	.148	2001-04
	Chad McDaniel	.134	2004-07
	Jason Curry	.122	2003-06
	Bob Wolfarth	.119	1961-64
Receiving Yards	Antonio Hutton	.2209	1994-97
	Jason Curry	.1835	2003-06
	Chad McDaniel	.1803	2004-07
	Bob Wolfarth	.1607	1961-64
	Nic North	.1363	2003-06
Touchdown Receptions	Antonio Hutton	.19	1994-97
	Jason Curry	.19	2003-06
	Jim Crowley	.14	1973-75
	Bob Wolfarth	.10	1961-65
	Ted Jones	.10	1992-95
Interceptions	Charles Black	.19	1975-78
	Bryan Bown	.15	1990-93
	Jim Rearic	.13	1985-88
	Alan Varrasso	.11	1992-95
	Vernon Williams	.9	1965-68
	Anthony Banks	.9	2003-06
Interception Return Yards	Anthony Banks	.227	2003-06
	Charles Black	.217	1975-78
	Bryan Bown	.200	1990-93
	Vernon Williams	.174	1965-68
	Barry Haught	.160	1973-74
Punts	Jason Curry	.207	2003-06
	Bob Jones	.196	1976-79
	Darrell Shuss	.159	1994-96
	Mike Hess	.139	1999-02
	Bob Bloom	.133	1980-82
Punt Yards	Jason Curry	.7486	2003-06
	Bob Jones	.7296	1976-79
	Darrell Shuss	.4936	1994-96
	Mike Hess	.4837	1999-02
	Bob Bloom	.4536	1980-82

Punt Returns	Charles Black	.86	1975-78
	Antonio Hutton	.85	1994-97
	Phil Schmucker	.72	1982-85
	George Sauer	.68	1968-70
	Vernon Williams	.49	1966-68
Punt Return Yards	Charles Black	1016	1975-78
	Antonio Hutton	991	1994-97
	Bryan Bown	618	1990-93
	Vernon Williams	541	1966-68
	George Sauer	453	1968-70
Kickoff Returns	Chris Sidick	106	2001-04
	Charles Black	71	1975-78
	Phil Schmucker	54	1982-85
	L.J. Harpine	47	1988-91
	Kenneth Sasu	46	1997-2000
Kickoff Return Yards	Chris Sidick	2235	2001-04
	Charles Black	1658	1975-78
	Kenneth Sasu	1139	1997-2000
	Danté Brown	1040	1994-97
	Phil Schmucker	994	1982-85
Field Goal Attempts	John Weekley	38	1986-89
	Chuck Bigley	26	1968-71
	Bobby Lemasters	25	2001-04
	Pat Lane	24	2005-07
	Ron Emerick	19	1975-76
Field Goals Made	John Weekley	22	1986-89
	Bobby Lemasters	16	2001-04
	Chuck Bigley	15	1968-71
	Pat Lane	14	2005-07
	Ron Emerick	11	1975-76
	Darrell Shuss	11	1994-96

SINGLE SEASON TEAM RECORDS

Rushing Attempts	555	1986
Rushing Yards	3061	1996
Rushing Touchdowns	36	1996
Passing Attempts	380	2006
Passing Completions	203	2006
Passing Yards	2845	2006
Passing Touchdowns	20	2006
Total First Downs	226	1998
Rushing First Downs	135	1998
Passing First Downs	119	2006
Penalty First Downs	37	1984
Points	364	1995
Plays	780	2005
Total Yards	4459	1996
Extra Points	39	1996
Field Goals	22	1971, 87, 97
Interceptions	19	1994
Interception Return Yards	486	1959
Punt Returns	47	1985
Punt Return Yards	522	1995
Kickoff Returns	63	1991
Kickoff Return Yards	1149	2002
Punts	73	1984
Punting Average	38.0	1997, 2005
Penalties	80	1986
Penalty Yards	662	1997
Fumbles	36	1976
Fumbles Lost	19	1976, 84, 86
Touchdowns	54	1996

* NCAA Record
 + NCAA Division III Record
 \$ OAC Record

1,000 YARD CLUB

Danté Brown	2385	1996
Kenneth Sasu	1770	1999
Kenneth Sasu	1615	2000
Danté Brown	1528	1997
Kenneth Sasu	1305	1998
Dallas Garber	1298	1959
Jamesie Cua	1270	1988
Mark Boy	1223	1976
Jamesie Cua	1159	1989
Evan Lipp	1114	1987
Dallas Garber	1099	1960
Steven Wagner	1091	2004 >>
Jim Hissam	1089	1958
Curt Weikart	1089	1995
Curt Weikart	1053	1994
Lamar Hunter	1031	2009
Nathan Sellers	1025	2001
Evan Lipp	1013	1985



ANNUAL LEADERS

RUSHING

Year	Player	Yds.	Att.	Avg.
2009	Lamar Hunter	1031	224	4.6
2008	Lamar Hunter	557	135	4.1
2007	Joe Webb	485	111	4.4
2006	Jason Vrable	278	79	3.5
2005	Steven Wagner	677	180	3.8
2004	Steven Wagner	1091	208	5.2
2003	Steven Wagner	683	167	4.1
2002	Steven Wagner	561	113	5.0
2001	Nathan Sellers	1025	240	4.3
2000	Kenneth Sasu	1615	333	4.8
1999	Kenneth Sasu	1770	332	5.3
1998	Kenneth Sasu	1305	202	6.5
1997	Danté Brown	1528	280	5.5
1996	Danté Brown	2385	314	7.6
1995	Curt Weikart	1140	237	4.6
1994	Curt Weikart	1053	263	4.0
1993	Curt Weikart	824	216	3.8
1992	Curt Weikart	373	103	3.6
1991	Rhett Snyder	218	64	3.4
1990	Alvan Thompson	759	166	4.6
1989	Jamesie Cua	1159	225	5.2
1988	Jamesie Cua	1270	270	4.7
1987	Evan Lipp	1114	237	4.7
1986	Evan Lipp	951	214	4.4
1985	Evan Lipp	1013	241	4.2
1984	Evan Lipp	766	208	3.7
1983	Phil Schmucker	656	165	4.0
1982	Phil Schmucker	639	162	3.9
1981	Bill Schrensky	429	126	3.4
1980	Jim Quinn	403	95	4.2
1979	Bob Jones	224	59	3.8
1978	Mark Boy	576	178	3.2
1977	Mark Boy	653	158	4.1
1976	Mark Boy	1223	221	5.5
1975	Terry McCrone	431	92	4.7
1974	Mike Glasser	865	151	5.7
1973	Dan Pottmeyer	428	101	4.2
1972	Dan Pottmeyer	551	113	4.9
1971	Dan Pottmeyer	794	175	4.5
1970	Dave Rader	545	126	4.3
1969	Randy Reese	490	132	3.7
1968	Chris Cortez	719	177	4.1
1967	Randy Reese	219	74	3.0
1966	Bob Louys	272	85	3.2
1965	Bob Louys	356	99	3.6

PASSING

Year	Player	Yds.	Att.	Comp.	Int.	TD
2009	Andrew Keller	1296	207	119	6	8
2008	Dexter Hughes	1168	221	114	13	5
2007	Dexter Hughes	1604	256	128	13	12
2006	Jason Vrable	2845	375	202	15	20
2005	Jason Vrable	1883	298	164	12	12
2004	Jason Vrable	1190	185	109	7	6
2003	Justin Papania	1620	274	157	9	10
2002	Justin Papania	1570	231	142	7	9
2001	Shawn Taylor	1232	223	130	7	7
2000	Shawn Taylor	1788	298	162	11	19
1999	Shawn Taylor	843	195	93	5	5
1998	Lee Kuberacki	1358	228	121	12	9
1997	Lee Kuberacki	1645	246	141	11	14
1996	Aaron Conte	1367	200	88	12	6
1995	Aaron Conte	1834	270	141	7	16
1994	Aaron Conte	1247	192	89	8	6
1993	Aaron Conte	372	113	38	14	2
1992	John Israel	578	107	47	8	1
1991	Frank Thompson	1552	310	138	18	6
1990	Mike Shirey	613	122	60	7	6
1989	Mike Shirey	589	134	47	7	1
1988	Mark Miller	827	176	74	22	5
1987	Mark Miller	1129	174	90	13	6
1986	Mark Miller	675	112	56	5	3
1985	Kevin Northrup	549	121	51	12	1
1984	Larry Fizer	305	55	18	6	2
1983	Larry Fizer	608	126	58	13	1
1982	Dan Kane	697	192	86	10	0
1981	Dan Kane	377	109	52	8	0

1980	Mike Bright	603	135	60	11	1
1979	Jon Shuler	1373	237	113	23	8
1978	Tom Havranek	412	74	28	7	1
1977	Tom Havranek	948	135	63	12	2
1976	Greg Inselmann	590	112	46	5	3
1975	Dan Settles	543	109	50	9	5
1974	Dan Settles	681	118	69	4	6
1973	Steve Morris	716	116	48	7	5
1972	Steve Morris	494	83	40	7	3
1971	Steve Morris	872	125	64	9	10
1970	Bob Hauser	792	138	69	8	5
1969	Bob Hauser	868	130	71	10	3
1968	Phil Sipka	694	120	61	7	4
1967	Bob Hauser	635	94	49	4	5
1966	Phil Sipka	716	133	64	6	2
1965	Al Kerze	466	130	46	14	1

RECEIVING

Year	Player	Rec.	Yds.	Avg.	TD
2009	Cory Kriebbaum	33	284	8.6	2
2008	Cory Kriebbaum	43	417	9.7	1
2007	Ryan Dawson	45	651	14.5	7
2006	Nic North	51	643	12.6	2
2005	Nic North	50	505	10.1	2
2004	Mike Valiante	27	183	6.8	1
2003	Mike Valiante	54	420	7.8	2
2002	Brian Haines	48	448	9.3	4
2001	Nathan Sellers	37	356	9.6	3
2000	Heath Hinton	33	259	7.8	5
1999	Nate Long	41	472	11.5	0
1998	Jeremy Wheeler	33	320	9.7	1
1997	Antonio Hutton	53	720	13.6	8
1996	Antonio Hutton	34	504	14.8	3
1995	Antonio Hutton	45	571	12.7	6
1994	Curt Weikart	27	313	11.6	1
1993	Curt Weikart	21	138	6.6	0
1992	Rhett Snyder	40	543	13.6	1
1991	Rhett Snyder	29	224	7.7	0
1990	L.J. Harpine	20	198	9.9	2
1989	Paul Berginc	11	69	6.3	0
1988	Jamesie Cua	21	179	8.5	3
1987	Jamesie Cua	24	332	13.8	2
1986	Jamesie Cua	17	193	11.4	1
1985	Bob Oziomek	18	250	13.9	0
1984	D.J. Phillips	11	187	17.0	2
1983	Phil Schmucker	23	215	9.3	0
1982	Phil Schmucker	36	367	10.2	1
1981	Jim Quinn	18	134	7.4	0
1980	Bill Ross	14	261	18.6	0
1979	Tim Sell	50	688	13.8	4
1978	Sam Reynolds	24	407	17.0	2
1977	Tim Sell	23	352	15.3	0
1976	Tony Linville	15	190	12.6	1
1975	Jim Crowley	40	501	12.5	5
1974	Jim Crowley	35	386	11.0	5
1973	Jim Crowley	26	308	11.8	3
1972	Gary Winkler	37	523	14.1	4
1971	Randy Blake	25	428	17.1	3
1970	Randy Blake	22	249	11.3	1
1969	Steve Forbes	28	433	15.5	0
1968	Steve Forbes	28	361	12.9	1
1967	Gary Chadwell	32	343	10.4	2
1966	Bob Louys	17	201	11.8	1
1965	Bob Louys	19	145	7.6	-

KICKOFF RETURNS

Year	Player	No.	Yds.	Avg.
2009	Chad Walker	30	489	16.3
2008	George Davis	17	421	24.8
2007	Seth Allman	25	470	18.8
2006	Jason Curry	13	186	14.3
2005	Jason Curry	18	451	25.1
2004	Chris Sidick	24	534	22.2
2003	Chris Sidick	27	597	22.1
2002	Chris Sidick	21	420	20.0
2001	Chris Sidick	34	684	20.1
2000	Kenneth Sasu	21	525	25.0
1999	Kenneth Sasu	15	374	24.9
1998	Kenneth Sasu	10	240	24.0

1997	Antonio Hutton	12	269	22.4
1996	Danté Brown	13	368	28.3
1995	Danté Brown	13	351	27.0
1994	Tony Bradley	9	183	20.3
1993	Curt Weikart	13	268	20.6
1992	Curt Weikart	13	290	22.3
1991	Derek Brucato	29	502	17.3
1990	L.J. Harpine	14	276	19.7
1989	L.J. Harpine	15	230	15.3
1988	Jim Rearic	19	466	24.5
1987	Jamesie Cua	27	516	19.1
1986	Jamesie Cua	14	281	20.1
1985	Phil Schmucker	23	405	17.6
1984	D.J. Phillips	15	246	16.4
1983	Phil Schmucker	14	241	17.8
1982	Phil Schmucker	17	348	20.5
1981	Tony LaMark	18	327	18.2
1980	Keith Gearhart	20	299	15.0
1979	Chuck Howard	14	222	15.8
1978	Charlie Black	14	263	18.8
1977	Charlie Black	14	465	33.2
1976	Charlie Black	20	440	22.0
1975	Charlie Black	23	491	21.3
1974	Dave Davies	17	249	14.7
1973	Dan Settles	9	224	24.9
1972	Steve Morris	8	186	24.3
1971	Greg Crowley	20	542	27.1
1970	Steve Morris	16	332	20.8
1969	George Sauer	10	165	16.5
1968	Vern Williams	12	316	23.6
1967	Vern Williams	13	259	19.9
1966	Vern Williams	8	177	22.1
1965	Vern Williams	15	269	17.9

PUNT RETURNS

Year	Player	No.	Yds.	Avg.
2009	Cory Kriebbaum	6	19	3.2
2008	Cory Kriebbaum	11	90	8.2
2007	Alan Tracewell	6	33	5.5
2006	Anthony Banks	13	186	14.3
2005	Anthony Banks	14	106	7.6
2004	Chris Sidick	20	193	9.6
2003	Chris Sidick	9	101	11.2
2002	Brett Munn	11	103	9.4
2001	Brian Haines	12	80	6.7
2000	Scott Affolter	6	31	5.2
1999	Scott Affolter	10	55	5.5
1998	Aron Bergman	12	128	10.7
1997	Antonio Hutton	22	178	8.1
1996	Antonio Hutton	28	407	14.5
1995	Antonio Hutton	35	406	11.6
1994	Tony Bradley	25	298	11.9
1993	Bryan Bown	23	385	16.7
1992	Bryan Bown	23	233	10.1
1991	Derek Brucato	11	106	9.6
1990	L.J. Harpine	7	72	10.3
1989	L.J. Harpine	7	24	3.4
1988	Jim Rearic	16	118	7.4
1987	Jamesie Cua	17	32	1.9
1986	Jamesie Cua	19	137	7.2
1985	Phil Schmucker	45	340	7.6
1984	Phil Schmucker	13	104	8.0
1983	John Hood	9	26	2.9
1982	Joe Fragasse	7	10	1.4
1981	Keith Gearhart	7	18	2.6
1980	Keith Gearhart	12	80	6.7
1979	Chuck Howard	14	93	6.6
1978	Charlie Black	32	337	10.5
1977	Charlie Black	21	215	10.2
1976	Charlie Black	19	264	13.7
1975	Charlie Black	14	200	14.3
1974	Dave Davies	15	140	9.3
1973	Jim Crowley	17	140	8.2
1972	Rick Nelson	7	18	2.6
1971	Greg Crowley	17	143	8.4
1970	George Sauer	21	126	6.0
1969	George Sauer	27	285	10.6
1968	George Sauer	20	252	12.6
1967	Vern Williams	29	365	12.6

TOTAL OFFENSE

Year	Player	Yards	Plays	Rush	Pass
2009	Andrew Keller	1298	262	2	1296
2008	Dexter Hughes	1128	262	-40	1168
2007	Dexter Hughes	1530	290	-74	1604
2006	Jason Vrable	3123	454	278	2845 >>
2005	Jason Vrable	2019	387	136	1883
2004	Jason Vrable	1270	241	80	1190
2003	Justin Papania	1652	315	32	1620
2002	Justin Papania	1529	303	-41	1570
2001	Shawn Taylor	1390	281	158	1232
2000	Shawn Taylor	1749	329	-39	1788
1999	Kenneth Sasu	1770	332	1770	0
1998	Lee Kuberacki	1458	290	100	1358
1997	Lee Kuberacki	1903	334	258	1645
1996	Danté Brown	2385	314	2385	0
1995	Aaron Conte	2425	385	591	1834
1994	Aaron Conte	1867	298	620	1247
1993	Curt Weikart	824	218	824	0
1992	John Israel	716	219	138	578
1991	Frank Thompson	1714	405	162	1552
1990	Alvan Thompson	759	166	759	0
1989	Jamesie Cua	1159	225	1159	0
1988	Jamesie Cua	1270	270	1270	0
1987	Mark Miller	1118	209	-11	1129
1986	Evan Lipp	951	214	951	0
1985	Evan Lipp	1013	241	1013	0
1984	Evan Lipp	766	208	766	0
1983	Phil Schmucker	656	165	656	0
1982	Phil Schmucker	639	162	639	0
1981	Bill Schrensky	429	126	429	0
1980	Mike Bright	535	168	-68	603
1979	Jon Shuler	1352	284	-21	1373
1978	Mark Bboy	609	181	576	33
1977	Tom Havranek	1045	252	97	948
1976	Mark Boy	1223	222	1223	0
1975	Dan Settles	696	183	153	543
1974	Dan Settles	1003	222	322	681
1973	Steve Morris	858	186	142	716
1972	Steve Morris	758	176	264	494
1971	Steve Morris	1314	234	442	872
1970	Bob Hauser	765	169	-27	792
1969	Bob Hauser	794	174	-74	868
1968	Phil Sipka	865	204	171	694
1967	Bob Hauser	567	123	-68	635
1966	Phil Sipka	652	182	-64	716
1965	Al Kerze	515	172	49	466



ANNUAL LEADERS

1966	Vern Williams	17	134	7.9
1965	Craig Burley	7	75	10.7

INTERCEPTIONS

Year	Player	No.	Yds.	Avg.
2009	Rahkeem Caver	2	69	34.5
2008	Rob Williamson	2	35	17.5
2007	Brian Hahn	2	32	16.0
2006	Anthony Banks	2	36	18.0
	J.J. Wheeler	2	0	0.0
	Alan Tracewell	2	0	0.0
2005	Anthony Banks	4	86	21.5
2004	Brett Munn	4	0	0.0
2003	J.J. Wheeler	3	0	0.0
2002	Eric Workman	2	0	0.0
2001	Justin Dixon	3	0	0.0
2000	Jimmy Holland	5	66	13.2
1999	Matt Burgbacher	1	53	53.0
	Ed Thurik	1	30	30
	Adam Saunders	1	18	18.0
	Phil Davis	1	17	17.0
	Scott Affolter	1	0	0.0
	Rivas Livingston	1	0	0.0
1998	Scott Affolter	3	40	13.3
1997	Aron Bergman	2	10	5.0
	Jay Jones	2	0	0.0
1996	Marcus Neal	5	32	6.4
1995	Brian Martindale	3	51	17.0
	Chris Brehm	3	19	6.3
1994	Alan Varrasso	5	91	18.2
1993	Bryan Bown	4	95	23.8
1992	Rick Cusick	4	69	17.3
1991	Bryan Bown	6	89	14.8
1990	Bryan Bown	3	5	1.7

1989	Benny Walker	3	20	6.3
1988	Jim Rearic	4	102	25.5
1987	Jim Rearic	6	29	4.8
1986	Pat McNutt	4	36	9.0
1985	Brett Hively	2	72	36.0
	Jeff Hunter	2	24	12.0
	Phil Schmucker	2	16	8.0
	Rich Borghese	2	12	6.0
	Mike Petras	2	12	6.0
1984	Phil Schmucker	4	47	11.8
1983	Bill Terry	2	0	0.0
1982	Pete Bovenzi	1	17	17.0
	Keith Gearhart	1	0	0.0
	Trippi Ireland	1	0	0.0
	Tim Plachecki	1	0	0.0
1981	Tony LaMark	2	10	5.0
1980	Mike MacLeod	4	34	8.5
1979	Randy Wycinski	3	0	0.0
1978	Charlie Black	4	65	16.3
	Chris McDaniel	4	49	12.3
1977	Charlie Black	7	19	2.7
1976	Charlie Black	4	28	7.0
1975	Charlie Black	4	105	26.3
1974	Barry Haught	5	94	18.8
1973	Steve Myers	4	47	11.8
1972	Danny Siders	3	34	11.3
	Andre Parhamovich	3	20	6.7
1971	Doug Griebel	2	24	12.0
1970	Doug Jones	3	60	20.0
1969	Tim Bailey	3	33	11.0
	Doug Jones	3	32	10.7
	Bruce Widder	3	0	0.0
1968	Vern Williams	2	56	28.0
	George Sauer	2	40	20.0

	Bob Smith	2	31	15.5
	Tim Bailey	2	7	3.5
	Dick Voris	2	5	2.5
1967	Vern Williams	5	75	15.0
1966	Craig Burley	4	46	11.5
1965	Craig Burley	2	104	52.0
	Bob Smith	2	44	22.0

ALL-PURPOSE YARDS

Year	Player	Yds.	Rush	Rec.	Ret.
2009	Lamar Hunter	1126	1031	95	0
2008	Cory Kriechbaum	864	0	417	347
2007	Ryan Dawson	780	49	651	80
2006	Jason Curry	959	13	760	186
2005	Jason Curry	989	31	507	451
2004	Chris Sidick	1222	197	256	769
2003	Anthony Banks	1154	339	320	495
2002	Steven Wagner	858	561	42	255
2001	Nathan Sellers	1381	1025	356	0
2000	Kenneth Sasu	2269	1615	129	525
1999	Kenneth Sasu	2226	1770	82	374
1998	Kenneth Sasu	1548	1305	3	240
1997	Danté Brown	1998	1528	191	279
1996	Danté Brown	2973	2385	174	414
1995	Curt Weikart	1484	1140	344	0
1994	Curt Weikart	1366	1053	313	0
1993	Curt Weikart	1230	824	138	268
1992	Curt Weikart	744	373	81	290
1991	Derek Brucato	990	140	242	608
1990	Alvan Thompson	883	759	116	8
1989	Jamesie Cua	1308	1159	132	17
1988	Jamesie Cua	1469	1270	179	20
1987	Jamesie Cua	1316	436	332	548
1986	Evan Lipp	1050	951	99	0

1985	Evan Lipp	1107	1013	94	0
1984	Evan Lipp	953	766	187	0
1983	Phil Schmucker	1112	656	215	241
1982	Phil Schmucker	1354	639	367	348
1981	Bill Schrensky	429	429	0	0
1980	Jim Quinn	447	403	44	0
1979	Tim Sell	688	0	688	0
1978	Charlie Black	716	51	0	665
1977	Charlie Black	699	0	0	699
1976	Mark Boy	1223	1223	0	0
1975	Charlie Black	817	0	21	796
1974	Mike Glasser	990	865	84	41
1973	Dan Pottmeyer	426	428	-2	0
1972	Dan Pottmeyer	551	551	0	0
1971	Dan Pottmeyer	804	794	10	0
1970	Steve Morris	651	152	0	499
1969	George Sauer	824	59	315	450
1968	Chris Cortez	719	719	0	0
1967	Vern Williams	767	60	8	699
1966	Bob Louys	496	272	201	23
1965	Bob Louys	544	356	145	43

SCORING

Year	Player	Pts.	TD	PAT	FG
2009	Lamar Hunter	44	7	1	0
2008	Corey Lemke	24	0	12	4
2007	Ryan Dawson	48	8	0	0
2006	Jason Curry	50	8	0	0
2005	Jason Curry	36	6	0	0
2004	Steven Wagner	42	7	0	0
2003	Larry Diday	32	0	17	5
2002	Steven Wagner	42	7	0	0
2001	Nathan Sellers	42	7	0	0
2000	Kenneth Sasu	84	14	0	0
1999	Kenneth Sasu	96	16	0	0
1998	Kenneth Sasu	78	13	0	0
1997	Danté Brown	102	17	0	0
1996	Danté Brown	166	27	2	0
1995	Curt Weikart	108	18	0	0
1994	Curt Weikart	42	7	0	0
1993	Curt Weikart	24	4	0	0
1992	John Israel	36	6	0	0
1991	Frank Thompson	26	4	1	0
1990	Alvan Thompson	30	5	0	0
1989	Jamesie Cua	66	11	0	0
1988	Jamesie Cua	72	12	0	0
1987	Evan Lipp	68	11	1	0
1986	Evan Lipp	42	7	0	0
1985	Evan Lipp	54	9	0	0
1984	Evan Lipp	14	2	1	0
1983	Larry Fizer	6	1	0	0
	Rick Grinstead	6	1	0	0
	John Hood	6	1	0	0
	Wally Kandel	6	0	3	1
	Pat McNutt	6	1	0	0
	Ron Skidmore	6	1	0	0
1982	Phil Schmucker	36	6	0	0
1981	Brian Miller	6	1	0	0
	Bill Schrensky	6	1	0	0
1980	Jim Quinn	12	2	0	0
1979	Bob Jones	32	1	17	3
1978	Steve James	30	5	0	0
1977	Mark Boy	26	4	1	0
1976	Steve James	50	8	1	0
1975	Jim Crowley	30	5	0	0
1974	Mike Glasser	72	-	-	-
1973	Don Gluth	27	-	-	-
1972	Steve Morris	40	-	-	-
1971	Chuck Bigley	39	0	15	8
1970	Dave Rader	36	-	-	-
1969	Randy Reese	66	11	0	0
1968	Chris Cortez	48	8	0	0
1967	Bob Hauser	18	3	0	0
	Dave Rader	18	3	0	0
1966	Bob Louys	24	4	0	0
1965	Paul Pendleton	12	2	0	0

PUNTING

Year	Player	No.	Yds.	Avg.
2009	Zane Eschbaugh	33	1118	33.9
2008	Nick Perko	54	1901	35.2
2007	Jon Bensie	54	1852	34.3
2006	Jason Curry	42	1420	33.8
2005	Jason Curry	66	2505	38.0
2004	Jason Curry	57	2065	36.2
2003	Jason Curry	42	1496	35.6
2002	Mike Hess	63	2217	35.2
2001	Scott Affolter	36	1281	35.6
2000	Nate Long	29	1008	34.8
1999	Michael Hess	32	1089	34.0
1998	Nate Long	36	1361	37.8
1997	Jim Tomlinson	47	1822	38.8
1996	Darrell Shuss	41	1353	33.0
1995	Darrell Shuss	50	1548	31.0
1994	Darrell Shuss	60	2035	33.9
1993	Mike Pegram	58	1881	32.4
1992	Tom Campbell	66	2201	33.3
1991	John Springer	53	1816	34.3
1990	John Springer	44	1576	35.8
1989	Mark Murphy	37	1165	31.5
1988	Mark Murphy	20	695	34.8
1987	Bob Gladding	51	1756	34.4
1986	Bob Gladding	58	2039	35.2
1985	Kevin Northrup	42	1436	34.2
1984	Pat McNutt	48	1457	30.4
1983	Mike Beitko	61	1777	29.1
1982	Bryan Ravitz	58	2083	35.9
1981	Bob Bloom	66	2271	34.4
1980	Bob Bloom	61	2100	34.4
1979	Bob Jones	55	2209	40.2
1978	Bob Jones	53	1909	36.0
1977	Bob Jones	49	1839	37.5
1976	Bob Jones	39	1339	34.3
1975	Dave Davies	43	1513	35.2
1974	Dave Davies	29	984	33.9
1973	Greg Richmond	65	2226	34.2
1972	Bob Myers	25	828	33.1
1971	Kyle Harrington	30	1069	35.6
1970	Kyle Harrington	29	1130	39.0
1969	Gary Pikarsky	47	1675	35.7
1968	Gary Pikarsky	45	1770	39.3
1967	Dorman Neely	26	904	34.8
1966	Bob Louys	49	2126	36.0
1965	Bob Louys	48	1835	38.2

FIELD GOALS

Year	Player	FGM	FGA	Pct.
2009	Kyle Cardwell	1	1	100.0
2009	Zane Eschbaugh	1	1	100.0
2008	Corey Lemke	4	7	57.1
2007	Pat Lane	6	13	46.2
2006	Pat Lane	8	11	72.7
2005	Nick Manson	6	9	66.7
2004	Bobby Lemasters	7	11	63.6
2003	Larry Diday	5	11	45.5
2002	Bobby Lemasters	3	6	50.0
2001	Bobby Lemasters	6	8	75.0
2000	Erik Blackburn	4	5	80.0
1999	Derek Sams	2	5	40.0
1998	Shaun Conley	1	3	33.3
1997	Jim Tomlinson	8	13	61.5
1996	Darrell Shuss	6	9	66.7
1995	Darrell Shuss	5	6	83.3
1994	Paul Walker	4	5	80.0
1993	Mike Pegram	3	8	37.5
1992	Josh Serger	1	1	100.0
1991	Ben Redshaw	0	2	0.0
1990	Josh Barstow	3	3	100.0
1989	John Weekley	5	10	50.0
1988	John Weekley	4	9	44.4
1987	John Weekley	8	9	88.9
1986	John Weekley	5	10	50.0
1985	Wally Kandel	4	-	-
1984	Wally Kandel	3	-	-
1983	Wally Kandel	1	-	-
1982	Mike Weber	2	-	-

1981	Bryan Yeaton	1	-	-
1980	Brett Ashton	2	-	-
1979	Bob Jones	3	7	42.9
1978	Bob Jones	4	-	-
1977	Bob Jones	2	-	-
1976	Ron Emerick	9	12	75.0
1975	Ron Emerick	2	5	40.0
1974	John Fielding	1	1	100.0
	Craig Shaffer	1	1	100.0
1973	Don Gluth	3	6	50.0
1972	Rod Stoltz	2	2	100.0
1971	Chuck Bigley	8	10	80.0
1970	Chuck Bigley	3	7	42.9
1969	Chuck Bigley	3	5	60.0
1968	Chuck Bigley	1	2	50.0
1967	Gary Lonsinger	1	7	14.3
1966	Gary Lonsinger	3	-	-

TACKLES

Year	Player	UT	AT	Total
2009	Rahkeem Caver	38	21	59
2008	George Davis	45	22	67
2007	Brian Hahn	42	62	104
2006	Brian Hahn	48	35	83
2005	Brian Hahn	62	36	98
2004	Thadd Sharrett	45	46	91
2003	Brett Munn	66	22	88
2002	Jason Shaw	36	70	106
2001	Scott Affolter	46	47	69.5
2000	Phil Davis	43	58	72
1999	Phil Davis	61	49	110
1998	Jay Jones	76	45	121
1997	Jay Jones	61	27	88
1996	Paul Tedesco	76	58	134
1995	Alan Varrasso	61	36	97
1994	Mike Guy	53	56	109
1993	Bryan Bown	79	47	126
1992	Heath Rader	53	64	117
1991	Bryan Bown	61	62	123
1990	Chris Polen	83	38	121
1989	Chris Polen	77	41	118
1988	-	-	-	-
1987	Scott Faieta	58	45	103

SACKS

Year	Player	No.	Avg.
2009	Adam Tate	5.0	0.5
2008	Adam Tate	3.5	0.3
2007	Clay Ream	6.0	0.6
2006	Pete Hashman	4.0	0.4
2005	Brian Hahn	4.0	0.4
2004	Tony Huffman	5.0	0.5
2003	Tony Huffman	7.0	0.7
2002	Dan Furbee	5.0	0.5
2001	Scott Affolter	5.0	0.5
2000	Stan Gorski	7.5	0.7
1999	Charles Wund	9.5	0.9
1998	Todd Wiley	5.0	0.5
1997	Zak Schumacher	6.0	0.6
1996	Brian Martindale	6.0	0.6
	Tim Netane	6.0	0.6
	Greg Eder	6.0	0.6
1995	Jason Olivea	11.0	1.1
1994	Chris Dalrymple	3.5	0.3
1993	Jason Olivea	11.0	1.1
1992	Jason Olivea	6.0	0.6
1991	Corey Perkins	4.0	0.4
1990	Jon Curtis	7.0	0.7
1989	Scott Yokum	6.0	0.6
1988	-	-	-
1987	Duane Gentilucci	3.0	0.3
	Phil Templeton	3.0	0.3



FORMER CAPTAINS

Year	Captain	Pos.
1892	Timothy Sellow	
1893	T. J. White	T
1894	Dana Lawrence	E
1895	Fred Moore	G
1896	Thomas Jones	E
1897	John S. Stone	E
1898	Robert Noll	G
1899	E. W. Scott	T
1900	Marvine Stone	HB
1901	William C. Cole	T
1902	H. E. Brokaw	E
1903	W. E. Scott	E
1904	C. A. Higley	FB
1905	Spence Stone	T
1906	Frank Mautz	T
1907	Jake Ripner	FB
1908	Benjamin Reiter	FB
1909	Roscoe Dayton	T
1910	Don Drumm	T
1911	Don Drumm	T
1912	Wikser and White	
1913	W. M. White	FB
1914	C. Earle Humphrey	T
1915	Frank Sutton	E
1916	Elmer Aumond	T
1917	Egbert Freshour	E
1918	Howard Cutright	E
1919	Eugene Williams	FB
1920	Howard Eaton	T
1921	John Robinson	HB
1922	Ralph Herdman	G
1923	Ralph Herdman	G
1924	David N. Shawn	FB
1925	Dudley Harris	T
1926	Donald Ford	G
1927	Kenneth Mallery	T
1928	Arpad Nevada	QB
	Vaughn Hinkle	G
1929	Josef Richards	C
1930	Dean Northrup	HB
1931	Harold Ward	QB
1932	Frank Lollini	E
1933	Dean Dyer	FB
1934	Alton Ball	E
1935	Ned Hickle	QB
1936	Kenneth Zeigler	E
1937	William O'Donnell	T
1938	Robert Tate	HB
1939	Charles Howell	

Year	Captain	Pos.
1940	Richard C. Varner	FB
1941	Waldo Seigfried	G
1942	Everett Marcum	T
1943	Did Not Play	
1944	Did Not Play	
1945	Did Not Play	
1946	Joe Vasheski	HB
1947	James Taylor	G
1948	Jack Schreiber	T
1949	John Adair	
1950	Game captains	
1951	Game captains	
1952	Richard McNally	
1953	Paul Reid	
	Joe Levine	
1954	James Ballantine	C/LB
1955	Victor Sansalone	
	Nunzio Chelli	
1956	Rudy Sharkey	
	John Gray	
1957	Dick Mechtel	FB
1958	Game captains	
1959	Game captains	
1960	Game captains	
1961	Game captains	
1962	Terry Heaton	QB
	Tom Murphy	C
1963	Terry Heaton	QB
	Howard Parker	
1964	John Sipple	QB
	Bob Wolfarth	E
1965	Jeff Robinson	T
	Dick Craig	T/E
1966	Bill Wallace	QB
1967	Dave Glatz	G
1968	Bob R. Smith	HB/CB
1969	Wynn Kenyon	MG
1970	Chris Cortez	HB
	Bob Hauser	QB
	Al Miller	T
1971	Dale Winters	C
	Doug Jones	LB
1972	Randy Blake	TE/DE
	Andre Parhamovich	DB
1973	Doug Griebel	DB
	John Foster	OT
	Dan Pottmeyer	FB
1974	Paul Neff	LB
	Chris Warner	OG

Year	Captain	Pos.
1975	Jim Crowley	SE
	Dan Settles	QB
	Tom Yarnell	DT
1976	Roger Hartzell	OT
	Don Farley	LB
	Eric Blahnik	DT
1977	Dave Kenyon	LB
	Bob Vohnout	OG
	Terry McCrone	WR
1978	Charlie Black	DB
	Chris McDaniel	DB
	Mark Boy	RB
	Steve James	DB
1979	Greg Black	OL
	Tom Havranek	QB
	Tony Linville	LB
1980	Ted Ley	DL
	Ed Blair	DL
1980	Gary Lovett	LB
1981	Scott Bush	OL
	Matt Wurtzbacher	DL
	Paul Kithcart	OL
1982	Ron Huffman	LB
	Brett Ashton	C
	Pat Collins	OL
	Matt Wurtzbacher	DL
1983	Matt Wurtzbacher	DL
1984	Steve Smith	T
1985	Phil Schmucker	LB
1986	Pat McNutt	DB
	Jim Wilson	OG
	Brett Hively	LB
1987	Jim Rearic	DB
1988	Tom Dolence	OG
1989	Kent Feazell	DB
	Ren Chirakos	DB
1990	Mike Shirey	QB
	Dave Bosler	OT
1991	L.J. Harpine	RB
	Kane Henderson	DB
1992	Bryan Bown	LB
	Rob Maxwell	LB
	Heath Rader	LB
1993	Bryan Bown	DB
	John Israel	QB
	Heath Rader	LB
1994	Alan Varrasso	DB
	Curt Weikart	TB

Year	Captain	Pos.
1995	Alan Varrasso	DB
	Curt Weikart	TB
1996	Aaron Conte	QB
	Paul Tedesco	DB
	Brian Martindale	LB
	Chad Coning	OL
1997	T.C. Couhig	C
	Chad Ross	DL
1998	Game captains	
1999	Heath Hinton	RB
	Jon Markwood	OL
2000	Mike Black	OL
	Brandon Crock	DL
	Stan Gorski	DE
	Jay McCloy	TE
	Kenneth Sasu	RB
	Ed Thurik	S
2001	Scott Alfolter	SS
	Tyson Disbennett	LB
	Josh Veigel	OL
2002	Brad Forshey	OL
	Gerald Jones	CB
2003	Jeff Edens	OL
	Jason Shaw	LB
2004	Brett Munn	DB
	Mike Valiante	WR
2005	Anthony Banks	DB
	Joe Brennan	C
	Jason Price	OL
2006	Anthony Banks	DB
	Jason Vrable	QB
2007	Brian Hahn	LB
	Chad McDaniel	WR
	Clay Ream	DL
	Carter Shaver	LB
2008	Garrett Banks	RB
	Grant Cowell	LB
	Joe Deppen	LB
2009	Chris Carter	OL
	George Davis	DB

POSTSEASON HONORS

ALL-OAC SELECTIONS

1960	Dallas Garber	First Team
1961	Terry Heaton	Honorable Mention
1962	Terry Heaton	Honorable Mention
	Bob Wolfarth	Honorable Mention
1963	Bob Wolfarth	First Team
	Terry Heaton	Honorable Mention
	Howard Parker	Honorable Mention
	John Sipple	Honorable Mention
	Bill Wallace	Honorable Mention
1964	Bob Wolfarth	Second Team
	Denny Johnson	Honorable Mention
	Pete Wilson	Honorable Mention
1965	Craig Burley	Second Team
	Dick Craig	Honorable Mention
	Dave Glatz	Honorable Mention
	Bob Louys	Honorable Mention
1966	Bill Corley	Honorable Mention
1967	Larry Neely	Second Team
	Bob Smith	Second Team
	Vern Williams	Honorable Mention
1968	Larry Neely	First Team
	Bob J. Smith	First Team
	Chris Cortez	Honorable Mention
	Steve Forbes	Honorable Mention
1969	Steve Forbes	Second Team
	Doug Jones	Second Team
	Bob Smith	Second Team
	Wynn Kenyon	Honorable Mention
	Dave Rader	Honorable Mention
1970	Doug Jones	First Team
	Chris Cortez	Second Team
	Al Miller	Second Team
	George Sauer	Second Team
	Steve Keesler	Honorable Mention
	Dale Winters	Honorable Mention
1971	Randy Blake	Second Team
	Doug Jones	Second Team
	Steve Morris	Honorable Mention
	Fred Schneider	Honorable Mention
1972	Randy Blake	First Team
	Andre Parhamovich	Second Team
	Fred Schneider	Second Team
	Steve Morris	Honorable Mention
	Gary Winkler	Honorable Mention
1973	Randy Blake	First Team
	Andre Parhamovich	Second Team
	Fred Schneider	Second Team
	Steve Morris	Honorable Mention
	Gary Winkler	Honorable Mention
1974	Chris Warner	First Team
	Dan Settles	First Team
	Mike Glasser	First Team
	Barry Haught	First Team
	John Foster	Second Team
	Dan Pottmeyer	Second Team
	John Quallen	Second Team
	Steve Morris	Honorable Mention
	Steve Myers	Honorable Mention

1975	Jim Crowley	First Team
	Don Farley	First Team
	Mark McEvoy	First Team
	Dan Settles	Honorable Mention
	Ned Shifflet	Honorable Mention
1976	Mark Boy	First Team
	Charlie Black	First Team
	Roger Hartzell	First Team
	Jim Crowley	Second Team
	Mark McEnvoy	Second Team
	Don Farley	Honorable Mention
	Dan Settles	Honorable Mention
	Ned Shifflet	Honorable Mention
1977	Chris McDaniel	First Team
	Bob Vohnout	First Team
	Charlie Black	First Team
	Mark Boy	First Team
	Don Farley	Honorable Mention
1978	Steve James	First Team
	Chris McDaniel	First Team
	Sam Reynolds	First Team
	Dan Williamson	First Team
	Charlie Black	Honorable Mention
	Grant DeGarmo	Honorable Mention
1979	Greg Black	First Team
	Bob Jones	First Team
	Tony Linville	First Team
	Tim Sell	First Team
	Paul Kithcart	Honorable Mention
	Gary Lovett	Honorable Mention
1980	Gary Lovett	First Team
	John Kenyon	Honorable Mention
	Jim Quinn	Honorable Mention
1981	Matt Wurtzbacher	Honorable Mention
1982	Matt Wurtzbacher	First Team
	Brett Ashton	First Team
1983	Phil Schmucker	First Team
	Jim Wilson	Honorable Mention
	Matt Wurtzbacher	Honorable Mention
1984	Phil Schmucker	Second Team
	Evan Lipp	Honorable Mention
	Steve Smith	Honorable Mention
1985	Phil Schmucker	First Team
	Scott Faieta	Second Team
	Evan Lipp	Second Team
	Jim Wilson	Second Team
	Randy Churilla	Honorable Mention
	Darren Durbin	Honorable Mention
1986	Scott Frank	First Team
	Evan Lipp	First Team
	Scott Faieta	Second Team
	Phil Templeton	Second Team
	Jim Wilson	Second Team
	Jamesie Cua	Honorable Mention
	Brett Hively	Honorable Mention
1987	Scott Frank	First Team
	Evan Lipp	First Team
	Phil Templeton	First Team
	Scott Faieta	Second Team
	Jim Rearic	Second Team
	Jamesie Cua	Honorable Mention
	Mike Kupec	Honorable Mention

1988	Jamesie Cua	First Team
	Jim Rearic	First Team
	Tom Dolence	Honorable Mention
	Kent Fezell	Honorable Mention
1989	Jamesie Cua	First Team
	Dan Fitzgerald	Second Team
	Vince Gibbs	Second Team
	Kent Fezell	Second Team
	Chris Polen	Second Team
	Duane Gentilucci	Honorable Mention
	Tom Dolence	Honorable Mention
1990	Dave Bosler	Second Team
	L.J. Harpine	Second Team
	Chris Polen	Second Team
	Bryan Bown	Honorable Mention
	Mike Shirey	Honorable Mention
1991	Bryan Bown	Honorable Mention
	Jason Ferrebee	Honorable Mention
1992	Bryan Bown	First Team
	Rhett Snyder	Honorable Mention
	Ethan Jeros	Honorable Mention
1993	Bryan Bown	First Team
	Chad Colucci	Second Team
	Ethan Jeros	Second Team
	Vince Pecora	Second Team
	Heath Rader	Second Team
	Alan Varrasso	Honorable Mention
	Curt Weikart	Honorable Mention
1994	Chad Coning	First Team
	Curt Weikart	First Team
	Mike Guy	Second Team
	Alan Varrasso	Second Team
	Aaron Conte	Honorable Mention
	Chris Serbes	Honorable Mention
1995	Chad Coning	First Team
	T.C. Couhig	First Team
	Mike Guy	First Team
	Jason Olivea	First Team
	Darrell Shuss	First Team
	Alan Varrasso	First Team
	Curt Weikart	First Team
	Aaron Conte	Second Team
	Chris Dalrymple	Second Team
	Antonio Hutton	Second Team
	Brian Martindale	Second Team
	Bill Cupp	Honorable Mention
	Chris Serbes	Honorable Mention
1996	Chris Brehm	First Team
	Danté Brown	First Team
	Chad Coning	First Team
	T.C. Couhig	First Team
	Antonio Hutton	First Team
	Brian Martindale	First Team
	Darrell Shuss	First Team
	Kareem Brown	Second Team
	Brad Burchfield	Second Team
	Paul Tedesco	Second Team
	Chad Ross	Honorable Mention
	Chad Weber	Honorable Mention
1997	Danté Brown	First Team
	T.C. Couhig	First Team
	Antonio Hutton	First Team
	Aron Bergman	Second Team
	Tony Martin	Second Team
	Zak Schumacher	Second Team
	Greg Eder	Honorable Mention
	Jay Jones	Honorable Mention

- 1998 Tony Martin First Team
Jon Markwood Second Team
Kenneth Sasu Second Team
Chris Crain Honorable Mention
Heath Hinton Honorable Mention
- 1999 Chris Crain First Team
Kenneth Sasu First Team
Nick Roll Second Team
Mike Black Honorable Mention
Jay McCloy Honorable Mention
- 2000 Kenneth Sasu First Team
Jay McCloy Second Team
Phil Davis Second Team
Scott Affolter Honorable Mention
Josh Veigel Honorable Mention
- 2001 Jeff Edens Second Team
Nathan Sellers Second Team
Brad Forshey Honorable Mention
Dan Furbee Honorable Mention
- 2002 Jeff Edens Second Team
Brett Munn Second Team
Justin Culbertson Honorable Mention
Dan Furbee Honorable Mention
- 2003 Jeff Edens Second Team
Brett Munn Honorable Mention
Chris Sidick Honorable Mention
- 2004 Joe Brennan Honorable Mention
Brett Munn Second Team
Lance Parrish Honorable Mention
Clay Ream Honorable Mention
Thadd Sharrett Second Team
Chris Sidick Second Team
Steven Wagner First Team
- 2005 Jason Curry Second Team
Brian Hahn Honorable Mention
Lance Parrish Honorable Mention
Clay Ream Second Team
Steven Wagner Second Team
- 2006 Clay Ream First Team
J.J. Wheeler Second Team
Jason Vrable Second Team
Chad McDaniel Second Team
Jason MacKay Second Team
Jason Curry Honorable Mention
Brian Hahn Honorable Mention
- 2007 Brian Hahn First Team
Clay Ream First Team
Ryan Dawson Second Team
Jason MacKay Second Team
Grant Cowell Honorable Mention
Chad McDaniel Honorable Mention
- 2008 Grant Cowell Second Team
Lamar Hunter Honorable Mention
Clinton Thompson Honorable Mention
- 2009 Lamar Hunter First Team
George Frisch Second Team
Adam Tate Second Team
Cody Andrews Honorable Mention
Cameron Kiger Honorable Mention

- ALL-NORTH REGION**
- 1996 Danté Brown First Team
Chad Coning First Team
Antonio Hutton Second Team
Darrell Shuss Second Team
T.C. Couhig Third Team
 - 1997 Danté Brown First Team
T.C. Couhig Third Team
 - 1998 Kenneth Sasu Second Team
Tony Martin Third Team
 - 1999 Kenneth Sasu Second Team
Chris Crain Third Team
 - 2004 Chris Sidick First Team
 - 2006 Clay Ream First Team
Brian Hahn Second Team

- Jason Vrable Honorable Mention
- Jason Curry Honorable Mention
- Chad McDaniel Honorable Mention
- Clay Ream Third Team
- Lamar Hunter Second Team

- ALL-STAR GAME PARTICIPANTS**
- 1996 Curt Weikart Senior Bowl
 - 1996 Chad Coning National Classic
 - 1997 Danté Brown Aztec Bowl
 - 1998 Greg Eder National Classic
Jay Jones National Classic
Lee Kuberacki National Classic
 - 2006 Jason Curry All-American Bowl
Jason Vrable All-American Bowl
 - 2007 Clay Ream Aztec Bowl

- OAC'S MIKE GREGORY AWARD**
- 1995 Curt Weikart Tailback

- OAC'S PAUL HOERNEMANN AWARD**
- 1985 Phil Schmucker Linebacker
 - 1995 Jason Olivea Defensive Tackle

- OAC'S LEE J. TRESSSEL AWARD**
- 1993 Bryan Bown Safety

- OAC'S DEFENSIVE PLAYER OF THE YEAR (GIVEN FROM 1971-83)**
- 1977 Steve James Linebacker
 - 1978 Charlie Black Cornerback

- COLLEGE FOOTBALL CHRONICLE UNSUNG HERO**
- 1996 Chad Weber Honorable Mention
 - 1997 Dan Jovanovic Honorable Mention

- ACADEMIC ALL-AMERICANS**
- 1983 Matt Wurtzbacher First Team
 - 1993 Corey Bobby Second Team
 - 2001 Josh Veigel Second Team

- ACADEMIC ALL-OAC**
- 1985 Darren Durbin First Team
Phil Schmucker First Team
Mark Miller First Team
 - 1987 Mark Miller First Team
 - 1988 Tom Dolence First Team
Mark Miller First Team
 - 1989 Andrew Agbay First Team
Tom Dolence First Team
Kane Henderson First Team
 - 1990 Kane Henderson First Team
Chris Polen First Team
 - 1991 Kane Henderson First Team
Corey Perkins First Team
 - 1993 Corey Bobby First Team
 - 1994 Joshua Caton First Team
Jason Constantino First Team
Aaron Conte First Team
Jason Constantino First Team
Aaron Conte First Team
Chad Weber First Team

- 1996 Chris Brehm First Team
Jason Constantino First Team
Aaron Conte First Team
T.C. Couhig First Team
Chad Weber First Team
- 1997 T.C. Couhig First Team
- 1998 Adam Saunders First Team
Jay Jones Honorable Mention
- 1999 Jon Markwood First Team
Adam Saunders First Team
Zach Kerns Honorable Mention
- 2000 Tyson Disbennett Honorable Mention
Heath Hinton Honorable Mention
Josh Veigel Honorable Mention
- 2001 Tyson Disbennett First Team
Joe Tomei First Team
Josh Veigel First Team
Justin Culbertson First Team
Eric Reed First Team
- 2004 Anthony Huffman First Team
- 2005 Lonnie Meyers Honorable Mention
Jason Price First Team
Jason Vrable Honorable Mention
- 2006 Lonnie Meyers First Team
Jason Vrable First Team
J.J. Wheeler First Team
Carter Shaver Honorable Mention
Carter Shaver First Team
Chad McDaniel Honorable Mention
- 2008 George Davis Honorable Mention
Jamie Schumacher Honorable Mention
George Davis First Team

- NCAA POST GRADUATE SCHOLARSHIP**
- 1997 T.C. Couhig Division III



ALL-AMERICANS

- 1987 Evan Lipp Third Team
- 1989 Jamesie Cua Third Team
- 1992 Bryan Bown Third Team
- 1995 Jason Olivea Third Team
- 1996 Danté Brown First Team
Chad Coning Second Team
- 1997 Danté Brown Second Team
- 1999 Kenneth Sasu Second Team
- 2006 Clay Ream Third Team >>
Brian Hahn Honorable Mention >>

FORMER PLAYERS

A

Abraitis, Michael 1999-2001
 Abrams, Jordan 2005-0
 Abron, Terry 1998
 Ackerman, Todd 1986-88
 Adam, Dick 1954-55
 Adam, Nathan 1997
 Adams, Bryan 2003-06
 Adams, Kris 1995
 Adams, Marty 1976
 Adams, James 1958
 Adams, John 1982-85
 Adamson, John 1972
 Addis, Oscar 1972
 Affolter, Scott 1998-2001
 Agbay, Andrew 1985-89
 Akey, Rick 1978
 Albrecht, Eric 1967
 Alcorn, Zachary 2008-09
 Alexander, David 2000,2002
 Alford, D. 1980
 Allman, Seth 2007
 Allen, David 2005-06
 Allen, Rick 1972
 Aller, Jim 1989-90
 Apicella, Larry 1971
 Armistad, Chris 1985-87
 Ambros, S. 1969
 Andersen, Dave 1966-67
 Anderson, Bob 1963-66
 Anderson, E. 1951
 Anderson, Robert 1958
 Anderson, Scott 1988
 Androsac, Andrew 1982
 Androsik, James 1985
 Anderson, Scott 1988
 Andrews, Cody 2008-09
 Ansell, Jesse 2002-03
 Arellano, Cody 2004
 Armrose, Scott 1994-97
 Armstrong, Dustin 2009
 Ashing, Kriss 1984-86
 Ashton, Brian 2004-05
 Ashton, Brett 1977-82
 Atkinson, R. 1951
 Aucoin, Ben 1996
 Avey, Larry 1960
 Ayers, Mark 1981

B

Baatz, J. 1957
 Baer, Jack 1979-80
 Bailey, Darren 2008
 Bailey, E. 1980
 Bailey, Jayce 2006
 Bailey, Tim 1966-69
 Baillie, Bruce 1988
 Balent, David 2007-09
 Balough, Ben 2005
 Baker, Allan 1952
 Baker, B. 1980
 Baker, Donald 1953
 Baker, James 1950
 Baker, Steve 1980
 Baker, Steven 2000
 Baldwin, Bruce 1978-79
 Baldwin, Steve 1988
 Ballantine, Buck 1951-54
 Ballard, Brett 1971
 Bangor, Dan 1976
 Baniszewski, Craig 2007-08
 Banker, R. 1963
 Banker, William 1958
 Banks, Anthony 2003-06
 Banks, Garrett 2005-08
 Barbee, Jayson 1958-60

Barbour, Aaron 1997
 Barhite, Donald 1963-63
 Barnett, Brian 2007-08
 Barrick, R. 1963
 Barstow, Josh 1990
 Bartholow, Scott 1987
 Barton, Brad 1971
 Bates, Kevin 2000-03
 Batie, Matt 2009
 Batrosiewicz, Mike 1987
 Baukema, David 1986-89
 Baum, Bob 1966
 Baumgardner, Manning 1961-62
 Baumrin, Bernard 1954
 Baxter, Dan 1965
 Baxter, T.J. 2001
 Baylor, Jeff. 1991
 Bazzone, Victor 1957-60
 Beach, Elvin 1971
 Beadling, Jordon 2005
 Bean, J. 1962
 Beardsley, Ryan 2000-03
 Beatty, Ryan 2004-05
 Beck, Art 2005
 Beckett, Jeff 1982
 Beckley, Rick 1974-76
 Beecher, R. 1962
 Behrendt, Dan 1978
 Beitko, Mike 1983
 Belin, Anthony 2006-08
 Bell, Quincy 2009
 Bello, Frank 1988-90
 Bennett, Kris 1988
 Bennett, Marvin 1960-63
 Bensi, Jon 2004-06-07
 Benson, B. 1982
 Bergbauer, Andy 1982
 Berger, Eric 1988-90
 Berginc, Paul 1987-90
 Bergine, Dale 1987
 Bergman, Aron 1997-98
 Bergoine, John 1977
 Berquist, Michael 2005
 Berry, Keith 1980-83
 Berry, Kevin 1978-80
 Berta, Gary 1972
 Bettura, Mike 1996-99
 Bianciano, Jim 1974-76
 Biddle, John 1950
 Bietko, Mike 1983
 Bierman, Sam 2006
 Bigley, Chuck 1968-71
 Billard, J. 1962
 Birch, Sergio 2008
 Bishop, Mac 2004
 Bishop, Sean 2000
 Bissler, E. 1957
 Bitsko, Louis 2004-05
 Black, Andy 1998
 Black, Charlie 1975-78
 Black, Greg 1976, 78-79
 Black, Jim 1955-56
 Black, Mike 1997-2000
 Blackburn, Erik 2000
 Blagg, Mike 1994-95, 97
 Blahnik, Eric 1974-76
 Blair, Dana 2005-06
 Blair, Ed 1977-79
 Blake, Randy 1969-72
 Bland, Bob 1954
 Blemings, Bill 1955
 Bloom, Bob 1980-82
 Blume, Bob 1977
 Bobich, Peter 1998
 Bobo, Ryan 2007
 Bobby, Corey 1992
 Bobby, John 1975
 Bodnar, Terry 1973, 75-76
 Boggs, Richard 1958-60

Bohanes, John 1947-50
 Bokat, John 2003-05
 Boley, John 1976
 Bolyard, Jamie 1985
 Bona, John 1971-72
 Bond, Rick 1972,76
 Bond-Zielinski, Samuel 2008
 Bonnette, Darrell 1958-60
 Boor, Matt 2001
 Bordo, Frank 1955
 Borghese, Richard 1984-87
 Borhite, Don 1964
 Borwell, James 2008-09
 Bosler, Dave 1988-91
 Bovenzi, Pete 1977-82
 Bowen, Brian 1997-99
 Bown, Brian 1990-93
 Boy, Chris 2001-02
 Boy, Mark 1975-78
 Boyd, Andy 1991-93
 Boyer, Keith 1996-97
 Boyett, Ron 1998
 Boylan, Charles 1953
 Bradbury, Chuck 1978-79
 Bradford, A. 1957-58
 Bradford, T. 1963
 Bradley, Tony 1994
 Brado, John 1986
 Brady, Thomas 1958
 Braid, Ethan 1993-95
 Breen, Ralph 1985-86
 Breed, Jonathan 1971
 Brehm, Chris 1994-96
 Breidinger, Jeff. 1979
 Breen, Ralph 1985-86
 Brennan, Joe 2002-05
 Brenstuhl, Jay 2008
 Bretz, Howie 2006
 Brewer, Chris 2004
 Brier, J. 1960
 Bright, Mike 1979-80
 Brightly, B. 1960
 Brimberg, Christopher 1982
 Brinkman, Chris 1999
 Britland, Jim 1974
 Britton, Curtis 1988-89
 Britz, Don 1976
 Brooker, Jim 1977-81
 Brooks, B. 1969
 Brooks, Andre 1996
 Brown, Antares 1994
 Brown, Bob 1967
 Brown, Danté 1994-97
 Brown, Dave 1971
 Brown, G. 1960
 Brown, Jerry 1958-60
 Brown Kareem 1993-96
 Brown, Paul 1999
 Brownrigg, Nate 2001-04
 Brucato, Derek 1988-91
 Bruce, R. 1957
 Brunsman, Tony 1979
 Brunton, Josh 2000
 Bryan, P. 1962
 Bryant, Jason 2000
 Bubak, Chad 1997
 Buccilla, Michael 1982
 Budgett, Brad 1975
 Budney, Tim 2004-05
 Budz, Dave 1991-92
 Buehler, Fred 1963-66
 Buist, John 1951
 Buonanno, John 1996-98,2000
 Burchfield, Brad 1993-96
 Burdett, Mike 1975
 Burgbacher, Andy 1998-99
 Burgbacher, Matt 1999
 Burk, Brad 1975
 Burkholder, Brian 1991
 Burley, Craig 1964-66

Burns, John 1985-87
 Burrows, Bob 1966
 Burton, Paul 1984-87
 Burton, Robert 1992
 Burzanko, Zach 2003
 Bush, Cory 2004
 Bush, Scott 1979-81
 Busse, Bill 1990
 Butvin, Don 1978-80
 Byers, Chris 1991-92
 Byers, P.J. 2003
 Bzdafka, Rick 1976-77

C

Caifa, Frank 1984
 Cain, Bruce 1982-84
 Callahan-Dinish, Sean 2003-06
 Callahan, Mike 1975
 Campbell, James 1959-61
 Campbell, Richard 2000-03
 Campbell, Ron 1972
 Campbell, Tommy 1992
 Candelore, W. 1960
 Candito, Joe 1972
 Canfield, Todd 1988
 Caplin, Dan 1966-67
 Caplinger, Craig 1960-61
 Cappock, Alan 1975
 Caramanica, Tom 1983
 Cardwell, Kyle 2008-09
 Carpenter, Bill 1968-69
 Carpenter, N. 1960
 Carruthers, Rick 1976
 Carter, Chris 2006-09
 Carter, Nolan 2009
 Casale, Pete 1988-91
 Casebolt, Jim 1997-2000
 Casselberry, Rich. 1984
 Castagna, Rich 2006-07
 Castelli, Joe 1954-57
 Castelli, Joe 1977
 Castle, Doug 1962-64
 Casto, Dave 1974-75
 Casto, Paul 1950
 Caton, Josh 1993-94
 Caver, Rahkeem 2009
 Chadwell, Gary 1966-68
 Chance, Peter 1986-88
 Chappel, Harold 1957
 Chase, Bob 1975-76
 Chelli, Nunzio 1952-55
 Chirakos, Ren 1989-90
 Chirozzi, Tom 1972
 Chiapaty, Keith 1994-96
 Chumney, Tim 1974-75
 Ciapp, Dave 1967
 Churilla, Randy 1985-86
 Ciardella, Todd 1996-97
 Cikach, Frank 1969-72
 Cirino, Paul 2004-05
 Ciulla, Chris 1991
 Clark, Don 1954
 Clasby, Brad 1972
 Clay, George 1983
 Clay, Roger 1996
 Clause, Corey 2008
 Clevenger, Bruce 1971-72
 Cliche, Shane 2006
 Click, Jeff 1988
 Coats, Nick 1960-62
 Cobb, Edward 1951
 Cline, Brandon 2007
 Cochran, Jemandari 1997-98
 Cohagen, Ronny 1953
 Cohen, Matt 2001-02
 Cohen, Paul 1955
 Colborn, Dean 1971

Coleman, Keith 1975-76
 Coleman, Kyle 2004
 Coleman, Richard 1984
 Colley, T. 1968
 Collins, Dave 1964
 Collins, Pat 1979-82
 Colucci, Chad 1990-93
 Coluzzi, Mike 1973-75
 Conaway, Craig 1996-99
 Coning, Chad 1993-96
 Conely, J.G. 2007
 Conley, Shaun 1997-2000
 Constantino, Jason 1993-96
 Conte, Aaron 1993-96
 Cook, Rob 1991
 Cook, Rod 1992-94
 Cook, Tom 1987-88
 Cook, Warren 1971-72
 Cooley, Shawn 1985-89
 Cooper, Mike 1992
 Coppock, Al 1974
 Corbin, Kadeem 2009
 Corkrey, Jim 1987
 Corley, Bill 1965-68
 Cormack, Dough 2000
 Corradino, Tom 2004-05
 Corsi, Anthony 1997
 Cortez, Chris 1967-70
 Coss, John 1951
 Costilla, Anthony 2009
 Couhig, T.C. 1994-97
 Coulter, Dave 1957-60
 Cowell, Grant 2005-08
 Cowgill, Chuck 1964
 Cox, Kevin 2005
 Crago, Sam 1956-57
 Craig, Dick 1964-65
 Crain, Chris 1996-99
 Cramer, Travis 1997-99
 Cranmer, T. 1980
 Cranston, Floyd 1969-72
 Craver, Tom 1968-70
 Castelli, Joe 1995
 Crawford, Scott 1995
 Crawford, Tim 1978-79
 Crecco, Ron 1956-57, 59
 Cribbet, Jim 1991
 Cristini, Jason 2009
 Civer, Rahkeem 1951
 Crock, Brandon 1997-2000
 Crock, Ryan 2000
 Cron, Rick 1972
 Crone, Bob 1986-89
 Crone, Joe 1991
 Crookston, Jim 2000
 Cropper, Neil 1996
 Crowley, Greg 1969-71
 Crowley, Jim 1974-75
 Cua, Jamesie 1986-89
 Cugliari, Frank 1971-72
 Cullbertson, Justin 2001-02
 Cummings, Tom 1955
 Cirino, Paul 2001
 Cunningham, Derrick 2001
 Cunningham, Jeff 1998
 Cupp, Bill 1993-95
 Curry, Jason 2003-06
 Curtis, Steve 1965
 Curtis, Jon 1988-90
 Cusik, Rick 1992-93

D

Dabro, Dave 1970-71
 Dailey, Cal 1956
 Dailymple, Chris 1994-95
 Dalton, Ron 1965
 D'Angelo, Jon 2006-07
 Daniel, Tom 2004-08
 Daniels, Bill 1979

Daubert, Jesse2005-08
 Daugherty, Mike.....2005
 Davies, Brandon1995
 Davies, Dave1975-76
 Davis, Bill1983
 Davis, Brock2008
 Davis, Eric2000
 Davis, George2006-09
 Davis, Jeff1991
 Davis, Loyd1967
 Davis, Phillip1998-2000
 Dawson, Ryan2007
 Dean, Mark2003
 Dean, Michael2007
 DeBlander, Dale.....1953-56
 Debo, Bill1976-79
 Debolt, David.....1957
 Decker, Don1977
 Dees, Travis1993
 DeGarmo, Grant1975-78
 Delany, Tom1985
 DellaValle, John1977-81
 Depp, Jacob2008-09
 Deppen, Joe2005-08
 Demick, Jay1980-82
 Deming, Todd1996
 Dempsey, Guy1992
 DeRosa, John2008-09
 DeSantis, Will2003
 DeShan, T1982
 DeStefano, Dan1992
 Detrick, Elmer1976-78
 Detter, Steve1979
 Deutsch, David1998
 DeVitt, Bill1974-80
 DeVries, Brad.....1978-79
 DeYoung, J1982
 DeZordo, Dan2004-06
 Diamond, H1968
 Diday, Larry2003
 Diederich, Art1956
 Dierkes, Camden2007
 Dierkes, Lee1979-81
 Dion, Maurice1957-58
 DiPaolo, Louis2009
 Disbennett, Tyson1998-2001
 Dixon, Justin2001
 Dixon, Mike1966-67
 Dixon, Michael2000
 Dobson, Edwin1953
 Doebereiner, Dan2003
 Doerr, Andrew2006-08
 Dolence, John1992-94
 Dolence, Tom.....1986-89
 Dombrowski, Stanley1994
 Dones, Tevin2009
 Donley, Calvin2008
 Donnellan, Kevin2008-09
 Donohoe, Robert1950-52
 Doron, Ryan2005
 Dougherty, Clint.....1997
 Downie, Bruce1975-76
 Downing, Bill1974
 Draudt, Millard1988-90
 Drennan, Dave1951-52
 Drinnon, Ken1972
 Driscoll, T1962
 Duchemin, Alain2002-03
 Duckovic, Pete1991-92
 Dudley, Arthur1950
 Dudley, Phil1950
 Duff, John1987-88
 Duke, Jeff1979
 Dulaney, Rich.....1985
 Dulaney, Tom.....1984
 Dunham, Dan.....1974-76
 Dunlap, Kellen2004
 Durbin, Darren1982-85
 Durst, Ron1976-79
 Dusky, Jared2007

Dutcher, Andy1981
 Dutro, Vernell1952-53
 Dye, Bob1953

E

Earley, Harold2008
 Early, Robert1951
 Eckenbarger, Mike.....2007-09
 Echard, M1969
 Edens, Jeff2000-03
 Eder, Greg1995-98
 Eddy, Colin1998
 Eddy, Dick1954-56
 Eddy, Joe.....1977-78
 Eddy, Samuel.....1985
 Edgar, Jeremy1995-96
 Edwards, Jim1961-62
 Edwards, Rex1974-80
 Egger, Sepp1991
 Eichorn, Dave1995-97
 Elder, Barry1957
 Elisara, Tino1998
 Ellies, Shawn2005
 Elliott, Mike1981
 Ellis, Greg1985-89
 Emerick, Ron1974-75
 Emisch, M1982
 England, Steve2007
 Endicott, Rodney.....2008-09
 Englert, Matt2004
 Enz, Geoff2004
 Epstein, P1962
 Erkilla, Mark.....2004,06
 Ervin, Willy2009
 Erwin, Jack1987
 Eschbaugh, Zane2009
 Eshelman, Josh2006
 Esler, Dick1966
 Estell, Drew2003
 Evans, Bob1958-59
 Evans, Nathan1996-97
 Evers, Jack1976
 Evilsizer, Bob1953

F

Faieta, Scott1984-87
 Falls, Bill1966-68
 Fanta, Ray1974-75
 Farley, Don1974-76
 Farley, Fred1976
 Farnndon, Tom1975
 Farnham, Ted.....1988
 Farris, Dave1976
 Fazzina, Mark1982
 Feazell, Kent1986-89
 Feiber, Brad1981
 Feldman, Robert1953
 Felver, Eric1994-96
 Fennych, Tony1993-94
 Fenton, Tim1975
 Fentress, Johnathan1990
 Ferguson, Brandon2009
 Ferreebe, Jason1991
 Ferren, Timothy1986-89
 Ferster, B1963
 Fig, George1957-60
 Fila, Frank1967
 Filardi, Mark.....1978-79
 Filegar, Marc1975
 Finn, Eric2002-04
 Fiore, Thomas1960
 Firl, Adam1997
 Fisher, Bob1982
 Fisher, Bruce1976
 Fitzgerald, Dan1987-90
 Fitzgerald, David1957

Fitzgerald, Gary1957
 Fitzpatrick, Jack1979-80
 Fizer, Larry1983-86
 Fling, Mat2008-09
 Flowe, Mick1987
 Flowers, John1951-54
 Floyd, Mike1996
 Flecksteiner, Dave1988
 Foderaro, Frank1981
 Foley, Craig1972-73
 Follet, F1963
 Fontana, Vic1975-76
 Fontanazza, Anthony.....1997-98
 Foraker, Bill1976
 Forbes, Steve1967-69
 Forshey, Brad1999-2002
 Fortney, Joe1978-79
 Forti, Steve1978
 Foster, John1970-73
 Fountain, Alexander2009
 Fournier, Todd1988
 Fouras, James1984-87
 Fouras, Jim1984
 Fowler, Benjamin2008
 Fox, Andrew2009
 Fracker, Chad1998
 Fragasse, Joe1980-82
 Francis, Bill1997
 Francis, Nathan2007
 Frank, Scott1984-87
 Frankel, Pete1965
 Franklin, Tanre2004
 Fratus, Phil1959-62
 Frazier, William1958-60
 Freed, Dave1975
 Freazell, Kent.....1986-89
 Freeman, Gene1984
 Frisch, George2006-09
 Fritsche, Bill1966
 Fritz, Bob1966-67
 Frizzell, Gary1966
 Frum, Bob1967
 Fry, C1960
 Fryman, John.....1985-88
 Fuller, Matt2002-05
 Fulton, Jeff1984
 Fulton, Tom2009
 Funke, Harold1959-62
 Furbee, Dan2000-03

G

Gadding, Bob1986
 Gaffken, Chuck1954-55
 Gagliardo, Mark1983-85
 Gaiser, Steve1981
 Galati, Dan2001-2004
 Gale, David1971
 Gaone, Chris1999-2002
 Garber, Dallas1958-60
 Garber, Dayton1957-58,61
 Garbig, M1960
 Gardner, Bill.....1966
 Gardner, Jeff1984
 Garken, James1953-55
 Gartin, Garth1997
 Gaskey, Rich1999-2000
 Gatz, Randy2004-05
 Gault, Gene1955
 Gault, Randy1979
 Gay, Justin.....1999
 Gearhart, Keith1980-83
 Gehrisch, Pat1988
 Geiger, Howard1958
 Gelb, Dan1980
 Gentilucci, Duane1985-89
 Gentry, Cameron2007
 George, Jim1961
 Gerber, Jay1997-99

Gerber, Rich2000
 Getz, Kenneth1958
 Gibbs, Vince1987-90
 Gibson, Gary1970
 Gibson, J.R.....2006-08
 Gifford, David1982
 Gigliotti, Grant1998-99
 Gilberti, Peter2003
 Gilger, Howard1957
 Gill, Ken1956
 Gillooly, John1954-56
 Girton, Kyle2002
 Gladding, Bob1985-87
 Glassman, Jim1996
 Glasser, Mike1972-74
 Glaty, Don1964
 Glatz, Dave1964-67
 Glenn, B1968
 Gliwa, Craig2003
 Gluth, Don1971-73
 Golec, Jason1997-98
 Golladay, Travis1993
 Gombosch, Steve1983-86
 Gompf, Zach2007-08
 Gondor, J1968-69
 Good, Andrew2005-07
 Good, Mike1971-74
 Goode, Jordan2007
 Gorski, Stanley1996-2000
 Gottfried, Andrew1999
 Grabarkiewicz, John1982-83
 Grabowski, Marty1992
 Grabowski, Mike1992-93
 Grabowski, Scott.....1971
 Grady, George2009
 Graham, Larry1961-62
 Graham, Larry2004
 Graham, Mike1984
 Gralnick, Bob1988
 Gray, Art1980
 Gray, Jody1977-78
 Gray, John1952, 54-56
 Grayson, Eric1996
 Grecu, Vlad2006-07
 Green, Emmanuel2004
 Green, Michael2007-08
 Greenwood, Jeremy1995
 Gregan, Pat1981
 Greulich, Jeff1998
 Gibson, J.R.2006
 Griffin, Bill1950-51
 Griffin, Maurice1991-92
 Grill, Shawn,1988
 Griebel, Doug1970-73
 Grinstead, Rick1983-84
 Grubaugh, M1968
 Grumbach, Rich1981-82
 Guard, Austin1996
 Guerrerri, Jim1962
 Guice, Vince1995
 Guinta, Ray1956
 Gupta, Mike1986
 Gurtis, Andy.....1977
 Guy, D1983
 Guy, Mike1992-95

H

Hack, Brent2002
 Haislip, Jason2002-03
 Hammond, Tim2002
 Haddox, Billy1997
 Hadley, John1960-62
 Hadley, Tom1974
 Hahn, Brian2004-07
 Haines, Brian2000-03
 Hains, Alan1958
 Hale, Danny1997
 Hall, Brent1956

Hall, Cody2009
 Hall, J1963
 Hall, Jon1976-78
 Hambro, Larry1982
 Hamil, Earl1951
 Hamilton, Charlie1998
 Hamilton, Duane1981
 Hamilton, Scott1991
 Hammer, Chad1998-2000
 Haney, Mike1958
 Hanks, Brent1988
 Hanna, Nick1999
 Harker, Ed1962
 Harless, Mike1976
 Harpine, L.J.1988-91
 Harnden, Jim1966
 Harrington, Kyle1970
 Harris, Jason1994
 Harris, Jim1953
 Harris, T1960
 Hart, Cory2008
 Hart, E1960
 Hartley, Bryan1997
 Hartman, John1958
 Hartnett, Ed1951-52
 Hartwig, P1957
 Hartzell, Roger1974-76
 Harvey, Gary1995
 Harvey, Jim1966-67
 Harvey, Thomas1997-2000
 Hashman, Pete2003-07
 Hatch, Durrell1998
 Grabowski, Mike1999
 Haught, Barry1971-73
 Hauser, Bob1967-70
 Havranek, Tom1977-79
 Hawkins, Benny1963-64
 Hawkins, Mark1993-96
 Hawkins, Tod1977
 Hayes, Dan1981
 Hayes, Gaston2009
 Hayes, Kristopher2009
 Haynes, Dick1968-69
 Haynes, Gene1950
 Haynes, Todd1990
 Hazelton, Rick1961-64
 Hazzan, Charles1974-77
 Heaton, Terry1960-63
 Heck, Jeff1974
 Hexco, Thane1967-70
 Hedin, Paul1955
 Hedmond, John1977
 Heinichen, Mike1979-81
 Heinzler, Greg1999
 Hendon, Jermaine1999
 Hendrickson, Mike1979
 Hendrickson, W1962
 Henderson, Kane1987-91
 Hennegan, Steve2004
 Henry, Bob1957
 Henry, Matthew1999
 Hegg, Eric1986
 Heinichen, Mike1981
 Herald, Chris1990
 Hermonat, Alan1956-59
 Heroux, Heath2008
 Herring, Aron1998-2001
 Hess, Michael1999-2002
 Hickman, Jeff2000
 Higgins, Richard1959
 Higgins, Robert1961-62
 Hile, Stuart1967
 Hill, Issiah2007-09
 Hillard, P1960
 Hinte, Christopher1997
 Hinton, Heath1997-2000
 Hinton, Josh1998-2000
 Hintz, Edward1952-53
 Hissam, James1958-61
 Hitchens, Shelby1990-91

Hively, Brett 1984-87
 Hnas, J.R. 1998
 Hoar, Jeff 1996-97
 Hoak, Daniel 1971
 Hochevar, Mark 1978-80
 Hogue, Bob 1953
 Holbert, Scott 1982
 Holland, Jimmy 1999-2000
 Holt, F 1960
 Holt, L 1969
 Holyst, Kevin 1985
 Honey, Jason 2004
 Hood, John 1983-84
 Hoodin, Dan 1978-80
 Hoops, Neal 1999
 Hoppe, Bob 1984-87
 Hopkins, Cody 2007-09
 Hornick, Marc 2007
 Horton, Leon 1974
 Hoskins, Elmer 1958
 House, Dave 1984-85
 Householder, Ryan 2008
 Houston, Jeff 1978
 Howard, Chuck 1976-79
 Hrovat, Bruce 1975-78
 Hudson, Dennis 1958-60
 Hudson, Scott 1984
 Huebner, Roger 1971
 Huff, Cody 2007-8
 Huffman, Joseph 1958-61
 Huffman, Ron 1979-82
 Huffman, Tony 2003-04
 Hughes, Bob 1981-82
 Hughes, Dexter 2006-08
 Hughes, Vernon 1950
 Hughey, David 2009
 Huhn, Ted 1986-89
 Humphreys, Bob 1955
 Hundley, Dan 1969-70
 Hunt, Greg 1974
 Hunt, L 1962
 Hunt, S 1980
 Hunter, Jeff 1984-86
 Hunter, Kevin 1971
 Hunter, Lamar 2007-09
 Hulver, Matt 1988
 Huselstein, M 1982
 Huss, Chuck 1969-71
 Hutchison, Dennis 1963-65
 Hutton, Antonio 1994-97
 Hyde, Chase 2008
 Hyde, J 1951

I
 Iles, R 1960
 Illenick, B 1960
 Ingersoll, Chris 1981
 Inselman, Greg 1974-76
 Ireland, Trippi 1982-83
 Irvin, Jayshon 2008
 Irwin, Josh 1999-2000
 Isaacs, Don 1978
 Ischy, Matt 2007-08
 Israel, John 1992-93
 Ivory, Taman 1996-98

J
 Jabs, George 1951
 Jackam, Chris 1995
 Jacobs, Corey 2003-06
 Jacobs, Edwin 1950
 Jacobs, Marc 1974
 Jacobson, John 1962
 Jacoby, Hank 1981
 James, Chris 2008-09
 James, Steve 1975-78
 Jamieson, Aaron 1997-98
 Janiak, B 1962
 Janusz, David 1952
 Jarvis, Zach 2000
 Jenkins, Joe 1976
 Jeros, Ethan 1992-93

Jialanella, Jason 1999
 Johnson, Colin 2003
 Johnson, Dennis 1962-64
 Johnson, Eric 2002-05
 Johnson, G 1983
 Johnson, Gordon 1951
 Johnson, John 1972
 Johnson, Gavin 1987-89
 Johnson, Wayne 1979
 Johnston, Steve 1985-88
 Jonckers, Bob 1972
 Jones, Bob 1976-79
 Jones, Doug 1968-71
 Jones, Elliott 1954-55
 Jones, Fred 1974
 Jones, Gerald 1999-02
 Jones, Jahmaal 2008-09
 Jones, Jay 1995-98
 Jones, John 1987-89
 Jones, Justin 2006
 Jones, Dave 1963-64
 Jones, Rudy 1968
 Jones, Ted 1993-95
 Jones, Thorn 1988
 Jones, Troy 1980-81
 Jordan, Jim 1950-51
 Joseph, Keith 1980
 Jovanovic, Dan 1994-97
 Jude, Joe 1995-96
 Julian, James 1999
 Junker, Tom 1991-92
 Jutt, Barry 1962-63

K
 Kachline, Greg 1990
 Kandel, Walter 1983-85
 Kane, Dan 1981-82
 Kane, Darren 1993-95
 Kanershiro, Wallace 1950-52
 Kapinski, Kevin 1995-96
 Kaplan, Jerome 1953
 Karazia, Kevin 1991-92
 Kardos, John 1976-77
 Kaufman, Bryan 2005
 Keesler, Steve 1968-70
 Kelaher, Dan 1985-86
 Keller, Andrew 2008-09
 Keller, Jack 1971
 Keipper, J 1968
 Kemper, Roy 1966
 Kendall, William 1985
 Kenyon, Dave 1973-74, 76-77
 Kenyon, Eynn 1967-69
 Kenyon, Hank 1969-70
 Kenyon, John 1980
 Kenyon, Walter 1966
 Kenyon, Wynn 1967-69
 Kepins, Scott 2005
 Kernich, John 2003
 Kemp, Jonathon 2004
 Kerns, Jim 1954
 Kerns, Zach 1998-2000
 Kerlsey, D 1969
 Kerze, Al 1964-67
 Keshvari, Steve 1996
 Keslar, Timothy 1997-2000
 Kettering, Alvah 1953
 Keyre, Al 1964
 Kidder, Justin 2007-08
 Kiger, Cameron 2007-09
 Kimble, Jeff 2005
 Kindell, Brandon 2001
 King, Bill 1982
 King, John 1953
 Kinney, Pat 1986
 Kirkman, Zach 2007-08
 Kirtley, Robert 1958
 Kithcart, Paul 1978-81
 Kitterman, Mike 1961
 Khoury, George 1996
 Klaus, Russell 1956-57
 Klasermer, Tom 1971
 Klein, Clifford 1958-61
 Klingel, Rich 2007-09

Klink, Tim 1972
 Klosterman, J 1980
 Knappe, Doug 1961
 Knepp, Kee 2005-06
 Knife, Sam 1961-62
 Knight, Primo 1985-89
 Knowles, Charles 1959-62
 Kobilarcsik, Jake 2009
 Koch, Mitchell 2003-05
 Koerber, Herman 1971
 Koerber, Jeff 1971-73
 Koerber, Rick 1974-76
 Korpita, Gary 1981
 Korth, John 2009
 Kosicek, Jeremy 1999
 Kovac, Steve 1986-88
 Kovach, D 1968
 Kovach, Mark 1984
 Kovarik, Mike 1975
 Kraft, Pete 2007
 Kramer, Pete 1966
 Kratsas, Ernie 1998
 Krauski, Gene 1977
 Kress, Joe 1996
 Kriebbaum, Cory 2007-09
 Kritzier, E 1963
 Kuberacki, Lee 1995-98
 Kupec, Mike 1984-87
 Kush, Jeffrey 1986-89
 Kwolek, Steve 2004-07

L
 LaBarre, B 1968
 Lacey, James 1957
 Ladrach, Jeff 1992-93
 Lammers, Tanner 2001, 2003
 Lake, Bob 1951-52
 LaMark, Tony 1977
 Lamb, John 1983
 Lambert, J 1960
 Lambert, Paul 1972
 Lamitrice, Dave 1993-94
 Lammline, Lenny 1976
 Landau, Aaron 2001
 Landefeld, Tom 1966
 Lane, Pat 2005-07
 Large, Brandon 2001
 Lashaway, Zach 2007-09
 Lattus, Adam 1999
 Lauer, Don 1954-55
 Laue, N 1969
 Lawhead, Rip 1984
 Lawson, Donald 1950
 Lawson, Mark 1985
 Lawther, Larry 1966
 Layman, John 1971-72
 Lazasz, Rich 1990
 Leahy, Pat 1964
 Leanza, Mike 2001
 Lee, L 1982
 Legge, Jerry 1955
 Lehman, Dave 1982
 Lehman, Scott 2007
 Lemantia, Pat 1965
 Lemark, Tony 1980-81
 Lemaster, G 1963
 Lemasters, Bobby 2001-02, 04
 Lemasters, Larry 1957-60
 Lemon, Zach 2003
 Lemke, Corey 2006-09
 Lepor, Paul 1957-60
 Lesh, T 1962
 Leventry, Rob 1993-95
 Levine, Joe 1952-53
 Levy, S 1969
 Ley, Ted 1977-80
 Life, Robert 2007
 Lind, R 1982
 Linquist, Ken 1961-62
 Linville, Tony 1976-79
 Lipp, Evan 1984-87
 Little, Charles 1983-86
 Littlefield, Dan 1954
 Littler, M 1960

Litzinger, S 1969
 Livingston, Rivas 1999
 Lloyd, John 1950-51
 Locke, Shawn 1988
 Lockhart, Stephen 2009
 Logan, Nathan 1999
 Logan, Patrick 2005
 Logan, T 1968
 Long, Jacob 2008
 Long, Nate 1997-2000
 Long, Ron 1971
 Longaberger, Richard 1958
 Lonsinger, Gary 1964-67
 Lori, Dan 1982-83
 Lott, Darren 2001-04
 Louys, Bob 1963-65
 Loveday, Walter 1991
 Lovett, Gary 1977-80
 Lowe, Bradley 2007
 Lowe, Ray 1969-70
 Lowry, Devin 2004
 Loyer, David 2005-08
 Loyer, Nathan 2002-03
 Lucas, Bill 1977-79
 Lucas, Jim 1951-53
 Lucas, John 1972-76
 Lucas, N 1980
 Lucas, Rick 1975-76
 Lucey, Jordan 2006
 Luginbuhl, J 1969
 Lund, Mike 1966-69
 Lunsford, Doug 1984-85
 Lutch, Jayson 1995
 Luther, Joe 1995-97
 Lyons, Joshua 2008

M
 Mabie, Chip 1986-87
 Mabry, Rich 1984
 MacKay, Jason 2004-07
 Mackey, Michael 1984
 Mackinzie, C 1982
 Macklin, D 1969
 MacLeod, Aaron 1979-80
 MacRae, Jack 1964-65
 Macur, A 1985
 Madeja, Mike 1950
 Mader, Joe 2003
 Magdinec, Ben 1999-2000
 Magee, W 1960
 Magliola, P 1951
 Mahan, Chris 2001
 Mahoney, Joseph 2009
 Mahony, Tim 1979
 Mallett, Josh 2005-08
 Maloney, Don 1982-83
 Maloof, Greg 1966
 Manear, Jason 1997
 Manson, Nick 2004-07
 Mantica, John 1978-80
 Mantos, Bob 1956
 Manupelli, Lenny 1954-55
 Manzo, Rocco 1955
 Markley, Wade 1952-53
 Marks, Darren 2002-05
 Markwood, Jon 1996-99
 Marn, Brian 1990
 Marshall, H 1968
 Martin, Chris 1996
 Martin, DJ 2004-07
 Martin, Mark 1981-82
 Martin, Monte 2006
 Martin, Steve 1975-76
 Martin, Tim 1988
 Martin, Tony 1995-98
 Martindale, Brian 1994-96
 Martinelli, Jason 1998-99
 Martini, Dale 1973-75
 Maslyk, Brian 1996
 Mason, Dave 1979
 Mast, Jeff 2003-06
 Mastracci, Matt 2009
 Matesesac, Matt 2004
 Matthews, Bart 1988

Matthews, John 1983-87
 Matulja, Rick 2001
 Maxwell, Rob 1989-92
 May, Joe 1965-66
 Mayhew, Dave 1961
 Mayle, Doug 1984
 Mayo, Andy 1967
 May, Herold 1970
 McAlerse, Mark 1987
 McBain, D 1982
 McBride, Jason 1998
 McBurney, Roy 1991
 McCabe, Griffin 1997
 McCabe, Steve 1972
 McCann, Mike 1961
 McCarty, Mike 1975
 McCloy, Jay 1996-2000
 McClain, Jeffrey 2007
 McClure, Harold 1969
 McClure, Jim 1976
 McComas, J 1969
 McCrone, Terry 1975-77
 McCullough, Mike 1964-66
 McCullum, Rob 2005-06
 McDaniel, Chad 2004-07
 McDaniel, Chris 1975-78
 McDermott, Kevin 1981
 McEnvoy, Mark 1973-76
 McFadden, Chris 2002
 Luginbuhl, John 1958
 McFadden, Josh 2000-01
 McFadden, Raphael 2002
 McFee, Keith 1995-97
 McIntyre, Dave 1988
 McIntyre, David 1987-89
 McIntyre, Scott 1975, 79
 McKenna, Gabe 1998
 McKenna, Jim 1965
 McKeown, Pat 1961
 McKinney, Joel 2004-07
 McMahan, Chris 2003-05
 McMurray, D 1969
 McNally, John 1972-74
 McNally, Richard 1950-52
 McNutt, Pat 1983-86
 McPherson, Marvin 1987
 McRae, Chuck 1957, 59-61
 McSpadden, Mike 1974
 McWilliams, Dan 2007
 Meachen, Stanley 1956
 Meadows, Robert 2007
 Mease, Ron 1964-67
 Mechtel, Rich 1955-57
 Meeks, Bill 1955
 Megliolo, Pat 1951-52
 Meili, Mark 2001-03
 Mendenhall, Karl 1988
 Merkel, Dave 1975
 Merriam, L 1962
 Merrill, Ryan 2007
 Messerschmidt, Jim 1967-68
 Mettiev, M 1982
 Metts, Dan 1999-2001
 Metz, Rob 1987
 Metzger, Erich 1998
 Meyers, Brian 2004
 Meyers, Craig 1981-83
 Meyers, Lonnie 2003-06
 Meyers, Pete 1956
 Michael, Edwin 1958
 Michael, T 1982
 Middleton, Kevin 1994
 Midkiff, Ed 1972
 Miglor, Joseph 1958
 Mike, Nick 1971
 Miller, Alan 1967-70
 Miller, Alan 1987
 Miller, Brian 1981-83
 Miller, Brian 1985-87
 Miller, David 1980
 Miller, Harry 1954
 Miller, Jayson 1998
 Miller, John 1950
 Miller, Kevin 1982
 Miller, Larry 1952-53

Miller, Mark 1985-88
 Miller, Mike 1995-96
 Miller, Ryan 2007-08
 Miller, Scott 1977
 Miller, Todd 1998-2000
 Mills, Jim 1980
 Minges, Larry 1970
 Mingo, Timothy 1998
 Mininberg, Steve 1988
 Minty, W. 1962
 Mitchell, David 1987-88
 Mitchell, Joe 1996
 Mitchell, John 1988
 Mitchell, Mike 1972-73
 Mitchell, R. 1960
 Mitolo, Frank 1986-89
 Mitrione, Bob. 1967
 Mizerko, Brent 1986
 Moe, J. 1962
 Mole, Paul. 1954-55
 Molesworth, Greg 1974-80
 Mongold, Kevin 1998
 Monnot, Ray 2006-07
 Moore, Dan 2006
 Moore, Dave 1975
 Moore, Jeff 1979
 Moore, Marshall 1982
 Moore, Paul 1982
 Moore, Steve 1974-76
 Moore, Steve 2004-05
 Moore, Wes 1974
 Moorman, Michael 2002-03
 Moravy, Mark 1976
 Morey, Joel 1975
 Morgan, Mark 1981
 Morris, Steve 1970-73
 Morton, Rich 1978-79
 Moro, Frank 1982
 Moser, Jacques 2006
 Mossburg, Anthony 2006-07
 Mueller, Marty 2006-08
 Mullen, Jeff 1997
 Muller, Chris 2009
 Munfield, Sean 2009
 Munger, Jeff 1961-62
 Munn, Brett 2001-04
 Murphey, Mark 1987-90
 Murphey, Michael 2008
 Murphy, Rich 1988
 Murphy, Tom 1959-62
 Musselman, Kyle 2005-06
 Muster, Marcus 2006
 Myers, Bob 1970-73
 Myers, Brian 2005-07
 Myers, Matt 2008-09
 Myers, Ryan 1999

N

Nangle, Jim 1953
 Napirekowski, M 1968-69
 Nay, Jim 1959-60
 Neal, Marcus 1995-96
 Nease, Mitch 1976-78
 Neely, Dorman 1967
 Neely, Larry 1965-68
 Neff, Paul 1971-74
 Neise, Robert 1971
 Nelson, Rick 1972-73
 Nelson, Scottie 2003-04,06
 Netane, Tim 1996-97
 Nethers, Rodney 1996-99
 New, Greg 1977
 Newton, Frank 1996
 Nichols, N 1957
 Nickerson, Craig 1967-69
 Nida, Wes 1975
 Nirode, Adam 1987
 Nixon, Jesse 1997
 Nixon, Rich 1972
 Nolan, Tom 1969-71
 Noland, Seth 2001-04
 North, Nic 2003-06
 Northrup, Kevin 1984-85
 Nowak, Robert 1958

Nowlin, Lloyd 1964
 Nunn, Jeff 1990
 Nusseibeh, Tarek 2008-09
 Nye, Kevin 2005

O

Oberly, D 1968
 O'Donnell, Tom 1996
 Offerberger, Harold 1954
 O'Grady, Bill 1967-69
 O'Korn, Gary 1978
 Olach, David 2009
 Olasin, Bill 1969-70
 Olivea, Jason 1992-95
 Ollio, Chuck 2000
 Ollom, Roger 1971-72
 Oriani, Dave 2004-07
 Orrechio, Chris 1985
 Osmond, Gary 2004
 Osolin, John 1998-99
 Overbaugh, Bill 1978-80
 Oxner, Aaron 2001
 Oziomec, Bob 1984-86

P

Pachis, Brian 1993-94
 Pacholski, Brian 1995
 Padgett, Ron 1975-76
 Page, Maurice 2005
 Paglia, Scott 1982
 Paisley, Craig 1971-72
 Pallone, Brian 1985-86
 Palmer, Andy 1994
 Palmer, Rodney 1987
 Palmer, Ted 1952-53
 Panucci, A 1963
 Papania, Justin 2001-03
 Papatonis, Perry 1984
 Parenti, Ron 1977
 Parhamovich, Andre 1969-72
 Parker, Howard 1962-63
 Parker, Jon 1987
 Parlin, L 1951
 Parrish, Lance 2003-07
 Parsons, Jamie 1996
 Partridge, Austin 2006
 Patti, P 1957
 Patzakis, Nick 1999
 Paul, Dennis 2002-03
 Paul, John 1993-96
 Pauley, Justin 2002-05
 Pavlik, John 1967
 Payne, Ray 2009
 Pecora, Vince 1992-93
 Pecoraro, B 1957
 Pegram, Mike 1993
 Pekar, Ed 1984-85
 Pellicano, Don 1973-75
 Pelto, Matt 2006
 Pendergast, Pete 1954-56
 Pendleton, Paul 1963-66
 Penrod, Bill 1976
 Peoples, Darkeevin 2001, 05
 Percival, D 1962
 Perkins, Corey 1990-91
 Perko, Nick 2007-08
 Perrin, Steve 2009
 Perrin, Wilbur 1950
 Peters, Gerald 1958-62
 Peters, Jason 1996
 Peters, Todd 1993
 Petras, Mike 1985-88
 Petrencsik, Brent 1991
 Petrilla, Chris 1979-82
 Pettencsik, Brent 1988
 Pettit, Dave 1972-73
 Pflug, Donald 1987
 Phaiiah, Pete 1977-78
 Phelan, Dennis 1988-91
 Phelan, John 1961-62
 Philabaum, Steve 1985
 Phillips, Bill 1972

Phillips, D.J. 1984-85
 Phillips, Kyle 2000
 Phillips, Mac 2005
 Phillips, Rob 2004-07
 Phipps, Steve 1981-83
 Piatt, C.R. 1981
 Picar, E. 1985
 Pierce, Brandon 2002-03
 Pierson, Jim 1987
 Pikarsky, Gary 1968-69
 Pinhey, Val 1972
 Pitts, Don 1956-57
 Place, Shane 1961
 Plachecki, Tate 1979-83
 Plachecki, Tim 1979-82
 Polen, Chris 1989-90
 Poling, Luke 2000
 Pope, Robert 1959
 Popitti, T 1962
 Popovich, Matt 1987
 Porter, Lee 1951
 Porter, Roger 1963
 Posey, Chad 1997-99
 Posey, Shawn 1987-90
 Poskin, Doug 1966
 Pottmeyer, Dan 1971-73
 Pottmeyer, Tony 1974
 Potts, Matt 1987-88
 Poynter, Bob 1965-67
 Prather, Ken 1985
 Prescott, David 2006
 Presutti, Rich 1987-90
 Price, Jason 2002-05
 Price, Michael 2003
 Priddy, Mike 1985-87
 Prieto, James 2003
 Pritz, Kurt 1971
 Prochaska, Frank 1995-98
 Prosek, Steve 1981
 Prouty, Tim 1981
 Pugh, Bob 1953
 Pusey, Mike 1978-80

Q

Quallen, John 1971-74
 Quinn, Jim 1980-82

R

Rader, Dave 1967-70
 Rader, Heath 1990-93
 Radie, Ken 1971
 Ragan, Tyler 2007-08
 Ramthon, Mike 2004
 Randall, Antwan 2009
 Randolph, Lenny 1961-64
 Razor, Kent 1975
 Ravitz, Bryan 1982
 Rayko, Eric 2000-02
 Ream, Clay 2004-07
 Reams, Jeremiah 2005
 Rearic, Jim 1985-88
 Redfern, Tom 1966
 Redpath, Tom 1982-84
 Redshaw, Ben 1991
 Reece, Scott 1997
 Reed, Ben 1984
 Reed, Eric 2000-02
 Reed, Jerry 1996
 Reed, Sean 2006
 Reese, Randell 2002
 Reese, Randy 1966-69
 Reese, Rodger 1968-70
 Reid, Paul 1951-53
 Reif, Herb 1956
 Reilly, Tim 2003-04
 Reisdorf, David 1957
 Reiss, Andy 1990
 Remacle, Nick 2002
 Reneau, Jeremy 2001
 Renner, Gavan 2006-07
 Reny, David 1986-89
 Renze, Arden 2003-06

Repke, Arthur 1958
 Retman, Nathan 1985
 Reusser, Erick 1996-97
 Reynolds, Sam 1975-78
 Rhodes, Brian 1992-95
 Rhodes, Mike 1972
 Ribovich, Marty 1965
 Rice, Jeremy 2009
 Richards, Art 1951
 Richmond, Greg 1973
 Ridgeway, J.A. 1980
 Ridgeway, J.M. 1980
 Rietschilin, Chris 2004
 Riffle, Ronald 1984-87
 Rihel, Lawrence 1997
 Riley, Matt 2002-03
 Rinehart, Kevin 2003
 Rioja, Enrique 1984
 Rish, Mike 1967
 Ritter, Will 2005-08
 Roach, B 1985
 Roach, E.T. 1977
 Robert, Chris 1996
 Roberts, Brad 2004-07
 Roberts, Brandon 2007
 Roberts, John 1987-90
 Roberts, Nick 2001-03
 Robinson, Jeffrey 1962-65
 Robinson, Sean 2005
 Robson, Nick 2006
 Rodia, D 1952
 Roehrig, E 1987
 Robinson, Jeff 1961, 64
 Robinson, Roger 1955
 Rodia, Dan 1951-52
 Roelen, Zane 1975
 Rogers, Matt 1982
 Rohl, Nick 1996-99
 Roller, M 1968-69
 Romick, Dwight 1951
 Rook, Steve 1969-70
 Rosa, David 1995
 Rose, Greg 2005-06
 Roseberry, Tim 1994-96
 Rosen, J 1951
 Rosenthal, Larry 1956-59
 Ross, Bill 1970-71
 Ross, Bill 1977-78
 Ross, Chad 1994-97
 Ross, William 1967
 Rosselot, Robert 1971
 Rossi, Ed 1981
 Rothert, Todd 1987
 Rothong, Joe 1972
 Rozmus, Andy 1990
 Rozmus, Chad 1991
 Rubano, Mario 1950
 Ruble, Todd 1992-95
 Ruck, Adam 2002
 Rucker, Joe 2000
 Rudder, Neil 1954
 Rudison, John 1958
 Rudy, George 1955
 Ruggles, Dan 1995-97
 Ruff, Josh 1990
 Ruhkamp, Todd 1977
 Runke, R 1958
 Runkle, Ronald 1957-59
 Ruscito, Jeffery 1984
 Russell, Stephen 1983
 Ruth, H 1962
 Ryan, Dan 1976
 Ryan, Mike 1964
 Ryscavage, E 1960

S

Sadler, Shane 1997
 Saia, Tony 1982
 Salland, Carl 1955-56
 Salyers, Nate 1998-99
 Samijlenko, Bill 1983-86
 Sama, Derek 1999
 Samol, Brian 2004

Samuels, Malik 2005
 Sanders, Brent 1981-84
 Sanders, Jim 1987-88
 Sansalone, Victor 1952-55
 Santagata, Pete 2007-09
 Santilli, Anthony 2007-09
 Sasu, Kenneth 1997-2000
 Satkauskas, Mike 1962-65
 Sauer, George 1967-70
 Saunders, Adam 1996-989
 Savage, Evan 2008
 Savesten, E 1952
 Saylor, Dan 2006
 Sayre, Jason 1993
 Scanlon, Shane 2005
 Scarmack, Joe 1953-54
 Scatuorchio, J 1962
 Schadd, Braden 2006-07
 Schaly, Don 1955, 58
 Schaub, Richard 1950
 Schaurer, Luke 2004
 Schehl, Steve 1992
 Scheider, Eric 1974-75
 Scheithauer, Dave 1969-71
 Schenkel, Geoff 1990-91
 Schillaci, Don 1952
 Schilling, Chuck 1976
 Shingledecker, Bruce 1967
 Schmidt, Brett 2001-03
 Schmidt, Bob 1950
 Schmidt, Jack 1954
 Schmidt, Jerry 1987
 Schmittel, Mike 1991
 Schmucker, Phil 1982-85
 Schneider, Fred 1969-72
 Schrensky, Bill 1981-83
 Schuler, Jon 1979
 Schuler, Mark 1987-88
 Schultheiss, James 1954
 Schumacher, Jamie 2005-08
 Schumacher, Zak 1994-97
 Schumaker, Mark 1966
 Rose, Greg 2004
 Sciambi, Ben 2007
 Scothorn, Steve 1981
 Scott, Kevin 1974,80
 Scott, Shane 2001
 Sears, Steve 1977
 Sebring, Bob 1953
 See, Ben 1994-95
 Sell, Tim 1977-79
 Sellers, Nathan 1998, 2001
 Sendroff, David 1985
 Serbes, Chris 1993-95
 Serio, Tony 1970-73
 Serger, Joshua 1992
 Settles, Dan 1972-75
 Sevasten, Edward 1951-52
 Seward, Brad 1993-96
 Shackle, Kyle 2008-09
 Shadick, Chris 1999
 Shaffer, Craig 1976
 Shahan, Jim 1990
 Shannon, George 1965-68
 Sharan, Raj 2002
 Sharkey, Rudy 1954-57
 Sharrett, Thadd 2001-2004
 Shaver, Carter 2004-07
 Shaw, Dave 1961-62
 Russell, Stephen 1983
 Shaw, Phillip 2007
 Shaw, Jason 2000-03
 Sheehan, Brian 1999-02
 Sheffel, Dan 1979
 Shellenberger, Todd 1986-88
 Shelton, Justin 2009
 Sherman, Jeff 2004-05
 Sherry, Tim 1950
 Shields, Todd 1977
 Shifflett, Ned 1973-75
 Shipley, Josh 2004-05
 Shipley, Shane 2003
 Shirey, Mike 1987-90
 Shively, Larry 1958
 Shoemaker, Robbie 1982

Shoop, Chris	1999	Starr, Dan	2008-09	Tideman, John	1958-62	Walker, Len	1967-68	Willis, Scott	1981-82
Short, Rod	1976	Starman, S.	1987	Tilton, Roscoe	1958	Walker, Marvin	1954-55	Wilson, Adrian	1999
Shoup, Eric	1984	Stasko, Jon	2000	Tims, Jack	1972	Walker, Paul	1993-96	Wilson, Bob	1964
Shuss, Darrell	1994-96	Staton, Casey	1992	Tirlia, Paul	1974	Wallace, Bill	1962-64	Wilson, Jim	1976
Sicke, Jonathan	2004	Stecik, Joseph	1997-2000	Tisch, Jim	1956	Wallace, Bill	1966	Wilson, Jim	1983-86
Sicklen, Chris	1984	Steel, Tom	1974-76	Toland, Dan	1956	Wallace, Bob	1967-68	Wilson, Kent	1954-56
Siders, Danny	1971-73	Steere, Cliff	1979	Tolbert, Jim	1981	Wallace, Clive	1958	Wilson, Pete	1964-65
Sidick, Chris	2001-04	Stein, Ivann	2004	Tomei, Joe	1999-2002	Wallace, Mike	1984	Wilson, Ron	1961-62
Sidle, Jonahan	2005-06	Steffaro, Mike	1990-92	Tomlinson, Jim	1996-97	Wallace, Travonti	2008	Wilson, Tim	2000
Siefer, Chuck	1998	Stephens, Jason	2000	Toms, Rick	1966	Walsh, Allen	1986	Windland, Luke	2003
Sigman, Adam	2005-06	Sterling, George	1981	Tony, James	1958	Walters, Andrew	1998	Winer, Ken	1972
Sikinna, Rick	2004	Stetz, Ed	1992	Trabulsi, Brian	1995	Walters, Dean	1958	Wingerter, Randy	2007
Sims, Timothy	2007	Stewart, Craig	1997, 1999	Tracewell, Alan	2006-07	Walters, Robert	1953	Winkler, Gary	1970-72
Simmons, Brian	1995-97	Strickland, Bob	1964	Travis, Ed	1981-82	Walz, Sam	2006-09	Winnenberg, Joseph	1971
Simmons, Jesse	1998	Sticklen, Chris	1981-83	Treika, Jim	1972	Wandstrat, Matt	1988-91	Winters, Dale	1968-70
Simmons, Jonathan	2009	Stiff, Mike	1976	Trombetti, Al	1964	Warden, Lowell	2001-04	Wirth, J.	1985
Simpson, Jack	2004	Stinson, R.	1957	Truck, T.	1968	Warden, Robert	1958	Wise, Jim	1953
Simone, Joe	1990	Stintzman, Steve	1978-81	Tucci, Dave	1981-82	Wardeoa, Phil	1994	Wisniewski, Larry	1976
Simonton, James	1955	Stocker, Kurt	1956	Tucker, Adam	1995	Wargo, Gene	1950-51	Woerner, Dan	1972
Singer, Jason	2005	Stockett, Jim	1956	Tull, Travis	1997-99	Warner, Chris	1972-74	Woerner, Daniel	1997-98
Sinram, Bill	1988	Stokes, Van	1967-69	Turecki, Jeff	1961-62	Warren, Dan	2009	Woelver, Terry	1978
Sipka, Phil	1965-68	Stoltz, Rod	1975	Turk, Steve	1977	Warthen, Charles	1965-66	Wolfarth, Bob	1961-64
Sipple, John	1962-63	Stoney, Bryan	1981	Tustin, Mike	1981	Warzocha, K.	1962	Wolfe, Dave	1976
Sitgreaves, Jay	1998	Street, Jack	1951	Tuten, Keith	1975	Wasiniak, Dave	1969-70	Wolfe, R.	1960
Skidmore, Ron	1981-83	Streng, Rod	1956-57	Tuttle, Billy	2002-03	Waterman, Charles	1965-66	Wolfer, J.	1960
Slaby, Jim	1994-97	Strittmatter, Alex	2007-09	Twomey, Kris	1988	Watkins, Bob	1966	Wonthen, Chuck	1964
Slavin, Dan	1976	Strohlein, Bill	1966			Watkins, Danny	1985	Worht, Joe	1999-2002
Slesh, Dereck	1984-86	Stukey, Ron	1955			Watson, Larry	1988	Woodall, Colin	2003
Slovak, Charles	1961	Stute, John	1987-89			Watson, G.	1957	Woodring, Dave	1956
Sluka, Greg	1999	Suehr, Douglas	1984			Watts, Ashton	2009	Woodrow, Tom	1988
Smail, D.	1960	Sullivan, Mike	1983			Watts, Tyrus	2009	Woods, Dave	1977, 81
Smith, Adam	2004-07	Summanen, Tom	1991			Waxman, Paul	1974-80	Woog, J.	1968
Smith, Alex	1997-98	Sundermeir, Roger	1966			Webb, Joe	2004-07	Woof, Dale	2004
Smith, Ben	2002-03	Swackhammer, Tracy	1985-86			Weber, Chad	1995-96	Work, Josh	2009
Smith, Bob J.	1966-69	Swatzel, Steve	1994			Weber, Mike	1982	Work, Shawn	1998
Smith, Bob R.	1966-67	Sweeney, Brian	2007			Weekley, John	1986-89	Workman, Eric	2002-04
Smith, Chris	1996-97, 1999-2000	Sweeney, Kevin	1972			Weikart, Curt	1992-95	Worthington, Wally	1969-72
Smith, Derrick	2005	Sweigard, Dave	1967			Weinert, Tom	1953	Wright, Bernard	1950
Smith, Eli	1994	Swenson, Ricke	1993-94			Weller, Duke	1979	Wright, Dick	1956
Smith, Harry	1958	Swinderman, Jack	2009			Wellin, Mike	1984	Wright, Jeff	2008-09
Smith, Johnathan	2008	Swislocki, Joe	1999-2001			Welch, Jeff	1974-76	Wright, Josh	2009
Smith, Marcus	2001	Swisher, Ryan	2007			Welch, Kyle	2007	Wund, Charlie	1996-99
Smith, Mark	1987	Sylvester, John	1963-64			Welsh, Kial	2005	Wurtzbacher, Bob	1971-73
Smity, Maury	1976	Szafraniec, Ron	1975-76			Wendelken, Richard	1960-63	Wurtzbacher, Matt	1980-83
Smith, Nick	1996-99	Szczeczek, Rob	1998-99			Wernert, Ted	1954	Wycinski, Jeff	1976-78
Smith, Ronnie	2005					Werry, J.	1969	Wycinski, Nate	2007-08
Smith, Ryan	1993					West, Mike	1975-80	Wycinski, Randy	1977-80
Smith, Scott	1975-76					West, Winston	2009	Wyckoff, D.	1968
Smith, Steve	1981-84					Westover, Dean	1966	Wyckoff, Greg	1984-87
Smorse, Tim	2004					Weyand, Chad	1996	Wynn, Adam	2001
Snider, Dana	1978-79					Whalen, John	1986-88	Wyse, Julian	1987
Snyder, Gary	2003-04					Wheeler, Bill	1981		
Snyder, Jim	1951					Wheeler, Greg	1984		
Snyder, Jim	1976					Wheeler, Jeremy	1995-98		
Snyder, Luke	2003					Wheeler, J.J.	2003-06		
Snyder, Rhett	1990-93					White, David	1985-86		
Splahlinger, Aaron	2004					White, Gerald	1955		
Sobotka, David	1959-60					White, James	1952		
Sole, Jeff	2003					White, Nathan	2000-03		
Solenberger, Jeff	1971					Whitson, John	1972		
Soltesz, James	1963					Whittington, W.	1952		
Somerville, Gary	2006					Wickert, Douglas	1997-98		
Sonnefeld, Alan	1982					Wickham, Chad	1994-97		
Sorrenti, Michael	1985					Widder, Bruce	1969-72		
Sotirokos, Eddie	2006					Wilburn, Dennis	1972		
Sowko, Michael	2005-08					Wilcox, Jim	1965-68		
Spahlinger, Aaron	2005-06					Wilcoxen, Brent	1982		
Speaks, S.	1962					Wiley, Todd	1996-99		
Spear, Jim	1956					Wilkins, Henry	1951		
Sponhaltz, R.	1968					Wilkinson, Hugh	1957		
Spradling, Luke	2007					Williams, Clarence	1972		
Spreague, Dan	1984					Williams, Don	1950		
Springer, John	1990-91					Williams, Jack	1955		
Springer, Robert	1960-62					Williams, Joe	2008-09		
Squires, Art	1951					Williams, John	1971		
Squires, Osborne	1950					Williams, Kent	1971		
Stack, Chip	1998					Williams, Lorenza	1996-97		
Stalnaker, E.	1960					Williams, Tim	1983-84		
Stanbery, Kim	1971					Williams, Tiny	1973		
Stanford, Marvin	2005					Williams, Vernon	1965-68		
Stanley, Brent	1978-79					Williamson, Brad	1988		
Stanfield, John	1978-80					Williamson, Danny	1976-78		
Starcher, J.	1987					Williamson, Jeff	1978		
Starcher, Rodney	1994					Williamson, Rob	2007-08		
Starcher, Zach	2006					Willis, Nathan	2009		

THE LAST TIME

- Played a tied game:** 21-21 vs. John Carroll, Sept. 16, 1995
- Scored 40+ points:** 40 vs. Heidelberg, Nov. 8, 2008
- Scored 50+ points:** 52 vs. Capital, Oct. 14, 2000
- Scored 60+ points:** 69 vs. Capital, Oct. 14, 1995
- Scored 70+ points:** 90 vs. Wash. & Jeff, 1959
- Had a player score three TDs:** Ryan Dawson (3) vs. Heidelberg, Oct. 27, 2007
- Had a player score four or more TDs:** Kenneth Sasu (4) vs. Heidelberg, Sept. 23, 2000
- Team had 25+ first downs:** 29 vs. Otterbein, Oct. 31, 2009
- Team had 500+ yards total offense:** 568 vs. Wilmington, Nov. 3, 2007
- Team held opponent to 10 or fewer first downs:** 7 vs. Muskingum, Oct. 22, 2005
- Team held opponent to 200 yards or less total offense:** 174 vs. Muskingum, Oct. 24, 2009
- Had a player intercept two passes:** Brian Hahn vs. Muskingum, Oct. 6, 2007
- Had a player intercept three passes:** Jimmy Holland vs. Heidelberg, Sept. 23, 2000
- Returned an interception for a TD:** Brian Hahn vs. Muskingum, Oct. 7, 2006 (33 yards)
- Recovered a fumble for a TD:** Brett Munn vs. Capital, Oct. 9, 2004 (51 yards)
- Scored a safety:** vs. Muskingum, Oct. 22, 2005
- Recorded a shutout:** 26-0 vs. Baldwin-Wallace, Nov. 6, 2004
- Recorded a shutout on the road:** 56-0 vs. Otterbein, Oct. 12, 1996
- Had a 100-yard rusher:** Lamar Hunter vs. Heidelberg, Nov. 7, 2009 (158 yards)
- Had two 100-yard rushers:** Steven Wagner (123) and Chris Sidick (104) vs. Wilmington, Oct. 30, 2004
- Had three 100-yard rushers:** Jamesie Cua (133 yds.), Mike Shirey (114 yds.) and Paul Berginc (110 yds.) vs. Ohio Northern, Nov. 11, 1989
- Had a 200-yard rusher:** Steven Wagner vs. Heidelberg, Sept. 25, 2004 (258 yards)
- Had a 300-yard rusher:** Danté Brown vs. Heidelberg, Nov. 9, 1996 (413 yards)
- Had a 400-yard rusher:** Danté Brown vs. Heidelberg, Nov. 9, 1996 (413 yards)
- Had a run of 50-59 yards:** Steven Wagner vs. Heidelberg, Sept. 17, 2005 (50 yards)
Garret Banks vs. Heidelberg, Sept. 17, 2005 (51 yards)
- Had a run of 60-69 yards:** Steven Wagner vs. Wilmington, Oct. 30, 2004 (68 yards)
- Had a run of 70-79 yards:** Chris Sidick vs. Wilmington, Oct. 30, 2004 (75 yards)
- Had a run of 80-89 yards:** Steven Wagner vs. Dubuque, Sept. 6, 2003 (86 yards)
- Had a player rush 30 times:** Lamar Hunter vs. Muskingum, Oct. 24, 2009 (40 attempts)
- Had a player rush 40 times:** Lamar Hunter vs. Muskingum, Oct. 24, 2009 (40 attempts)
- Had a player score three or more rushing TDs:** Kenneth Sasu (4) vs. Heidelberg, Sept. 23, 2000
- Team rushed for 250-400 yards:** 313 vs. Heidelberg, Sept. 17, 2005
- Team rushed for 400+ yards:** 422 vs. Heidelberg, Oct. 17, 1998
- Team held opponent to 100 yards or less rushing:** 95 vs. Muskingum, Oct. 24, 2009
- Had a 200-yard passer:** Andrew Keller vs. Otterbein, Oct. 31, 2009 (287 yards)
- Had a 300-yard passer:** Dexter Hughes vs. Thiel, Sept. 6, 2008 (348 yards)
- Had a 400-yard passer:** Jason Vrable vs. Baldwin-Wallace, Sept. 16, 2006 (405 yards)
- Had a pass of 50-59 yards:** Jason Vrable to Chad McDaniel vs. Muskingum, Oct. 7, 2006 (55-yard TD)
- Had a pass of 60-69 yards:** Andrew Keller to Jahmaal Jones vs. Baldwin-Wallace, Sept. 26, 2009 (65-yard TD)
- Had a pass of 70-79 yards:** Dexter Hughes to Ryan Dawson vs. Wilmington, Nov. 3, 2007 (75-yard TD)
- Had a pass of 80-89 yards:** Dexter Hughes to Ryan Dawson vs. Wilmington, Nov. 3, 2007 (81-yard TD)
- Had a pass of 90-99 yards:** Aaron Conte to Danté Brown vs. Mount Union, Nov. 2, 1996 (92-yard TD)
- Had a player attempt 40 passes:** Andrew Keller vs. Otterbein, Oct. 31, 2009 (43 attempts)
- Had a player complete 25 passes:** Andrew Keller vs. Otterbein, Oct. 31, 2009 (25 completions)
- Had a player throw four TD passes:** Dexter Hughes vs. Wilmington, Nov. 3, 2007
- Had a 100-yard receiver:** Chad Walker vs. Otterbein, Oct. 31, 2009 (145)
- Had a player catch 10 passes:** Chad Walker vs. Otterbein, Oct. 31, 2009 (10 receptions)
- Had a player catch three TD passes:** Antonio Hutton (3) vs. Otterbein, Oct. 11, 1997
- Team passed for 200+ yards:** 287 vs. Otterbein, Oct. 31, 2009
- Team passed for 300+ yards:** 395 vs. Thiel, Sept. 6, 2008
- Team passed for 400+ yards:** 419 vs. Wilmington, Nov. 3, 2007
- Team held opponent to 100 yards or less passing:** 38 vs. Otterbein, Oct. 31, 2009
- Returned a kickoff for a TD:** George Davis vs. Heidelberg, Nov. 8, 2008 (78 yards)
- Returned a punt for a TD:** Greg Eder vs. Waynesburg, Sept. 5, 1998 (34 yards)
- Scored a two-point conversion:** Jason Curry pass from Jason Vrable vs. Otterbein, Sept. 23, 2006
- Blocked a field goal for a TD:** J.J. Wheeler vs. Baldwin-Wallace, Nov. 6, 2004 (93 yards)
- Had a 40-44 yard field goal:** Pat Lane vs. John Carroll, Oct. 13, 2007 (40 yards)
- Had a 45-yard or longer field goal:** Zane Eschbaugh vs. Otterbein, Oct. 31, 2009 (47 yards)
- Returned a blocked extra point for a safety:** Brian Martindale vs. Heidelberg, Nov. 4, 1995 (85 yards)

ALL-TIME SCORES

1892	0	Ohio State	80	1901	29	Muskingum	5	1908	5	Muskingum	4	1915	14	Case	7
	0	Wittenberg	0		5	Wash. & Jeff.	17		18	U. of Kentucky	0		27	Otterbein	0
	6	Otterbein (forfeit)	0		0	Ohio State	24		0	U. of Pittsburgh	5		6	U. of Michigan	28
		Record: 1-1-1			8	Muskingum	0		49	W.Va. Wesleyan	0		20	Marshall	0
1893	8	Ohio State	40		5	Ohio University	11		0	West Virginia	12		34	Davis-Elkins	13
		Record: 0-1-0			11	Parkersburg AC	0		40	Bethany	0		6	Ohio University	16
1894	0	Wash. & Jeff.	32		5	Ohio State Med.	6		27	Carnegie Tech	0		14	W.Va. Wesleyan	14
	4	Martins Ferry AC	0		11	Ohio University	11		23	Denison	0		68	Wilmington	7
	0	Wittenberg	18		0	West Virginia	5			Record: 6-2-0			0	West Virginia	28
	4	Ohio State	8	1902	0	Wash. & Jeff.	22		0	U. of Pittsburgh	12		55	Georgetown (Ky.)	0
	8	Denison	0		0	Geneva	17		26	W.Va. Wesleyan	0			Record: 6-3-1	
	16	West Virginia	6		0	Ohio State	34		0	Miami	10	1916	31	Davis-Elkins	0
	20	Bethany	6		0	Ohio State	34		0	West Virginia	3		0	U. of Michigan	30
	8	Ohio University	0		6	West Virginia	12		70	Marshall	0		6	Wash. & Jeff.	47
		Record: 5-3-0			22	Ohio University	0		13	Carnegie Tech	0		38	Bethany	0
1895	30	Bethany	0		0	Muskingum	0		34	Denison	0		7	W.Va. Wesleyan	0
	24	Ohio University	0		0	Ohio Wesleyan	23			Record: 4-3-0			40	Marshall	13
	0	West Virginia	6		10	Cincinnati	0	1910	12	Ohio University	0		12	Otterbein	6
	64	Ohio University	0		50	Ohio University	0		45	Muskingum	0		0	Wabash	20
	24	Ohio State	0			Record: 3-5-1			8	W.Va. Wesleyan	3		40	Kenyon	7
	6	Cincinnati	6	1903	64	Wesleyan	0		17	West Virginia	5		92	Dayton	0
		Record: 4-1-1			0	Wash. & Jeff.	21		10	Miami	0			Record: 7-3-0	
1896	22	Ohio University	0		8	Ohio Wesleyan	7		5	Ohio Northern	3	1917	0	Wabash	0
	12	Wittenberg	6		11	West Virginia	18		11	Akron	22		108	Morris Harvey	0
	36	Denison	0		28	Ohio University	5			Record: 6-1-0			68	Marshall	0
	14	Central (Ky.)	0		59	Muskingum	0	1911	5	Staats AC	0		53	Cincinnati	0
	0	Ohio Wesleyan	16		5	U. of Kentucky	11		0	Marshall	6		3	Heidelberg	0
	0	Wesleyan	6		43	U. of Pittsburgh	6		17	W.Va. Wesleyan	3		33	Camp Sherman	0
	22	Ohio University	6		11	Bethany	5		5	Akron	0		0	W.Va. Wesleyan	27
		Record: 5-2-0			54	Ohio University	0		40	Muskingum	0		6	Bethany	40
1897	4	Ohio University	0			Record: 7-3-0			30	Bethany	5			Ohio University	0
	0	West Virginia	6	1904	31	Ohio University	0		0	Staats AC	11			Record: 6-2-1	
	0	Ohio Wesleyan	6		0	Wash. & Jeff.	29		0	Otterbein	6	1918	14	Wright Field	0
	0	Ohio State Med.	6		11	W.Va. Wesleyan	5		5	Ohio University	6		34	Transylvania	0
	4	Ohio State Med.	4		17	Bethany	0			Record: 5-4-0			0	Heidelberg	14
	36	Muskingum	0		22	Otterbein	0		13	Muskingum	0		7	Ohio University	0
	4	Ohio University	6		6	Ohio Wesleyan	34		14	Marshall	0	1919	0	West Virginia	61
	6	Miami (Ohio)	0		0	West Virginia	25		14	Wash. & Jeff.	34		19	Georgetown (Ky.)	0
		Record: 3-4-1			6	Muskingum	6		6	West Virginia	22		52	Davis-Elkins	0
1898	0	Wash. & Jeff.	23		0	West Virginia	25		0	Akron	12		34	Muskingum	0
	0	Oberlin	6	1905	4	Cincinnati	2		21	Otterbein	6		31	Bethany	0
	5	West Virginia	6		0	Ohio University	0		27	Ohio University	7		27	W.Va. Wesleyan	0
	10	Ohio State	0		52	Muskingum	0			Record: 4-4-0			19	Heidelberg	0
	5	Ohio State Med.	0		18	Bethany	0		7	Bethany	0		54	Otterbein	0
	0	West Virginia	6		5	Kenyon	6		32	Antioch	0			Record: 7-1-0	
	17	Muskingum	12		4	Ohio University	0		7	Marshall	12	1920	20	Duquesne	0
		Record: 3-4-0			0	U. of Kentucky	0		14	West Virginia	14		14	Bethany	0
1899	0	Wash. & Jeff.	12		0	Muskingum	0		14	Ohio Northern	13		34	Westminster	7
	0	Oberlin	6	1906	0	OSU Medical	4		0	Akron	23		23	Michigan State	7
	12	Kenyon	0		21	W.Va. Wesleyan	0		10	Otterbein	0		35	Grove City	0
	23	Muskingum	0		54	W.Va. Wesleyan	0		13	Ohio University	7		28	Cincinnati	0
	23	West Virginia	5		4	West Virginia	2			Record: 5-2-1			3	Boston College	13
	29	Ohio Wesleyan	0		22	Ky State College	0		9	Bethany	0		6	W.Va. Wesleyan	0
	67	Miami (Ohio)	0		6	Miami (Ohio)	0		12	Akron	7			Record: 7-1-0	
	5	Ohio State	17		76	Scio	0	1914	9	Bethany	0		0	Marshall	0
		Record: 5-3-0			51	Cincinnati	0		13	Otterbein	0		7	Bethany	28
1900	0	Ohio State Med.	12		9	Muskingum	5		26	Duquesne	7		7	Duquesne	7
	21	Muskingum	0		12	Ohio University	2		23	Ohio University	19		48	Davis-Elkins	0
	22	Muskingum	0			Record: 9-1-0			0	Denison	40		22	Thiel	0
	0	Oberlin	12	1907	0	U. of Pittsburgh	6		19	Marshall	7		20	W.Va. Wesleyan	0
	19	West Virginia	6		4	West Virginia	2		0	West Virginia	6		0	Boston College	14
	11	Parkersburg AC	0		40	W.Va. Wesleyan	0		82	Hiram	0		0	Detroit Univ.	34
	0	Western Reserve	16		0	Western Reserve	45			Record: 7-2-0			2	Grove City	27
	0	Kenyon	6		11	Bethany	0						0	Ohio University	0
	49	Denison	0		39	Wittenberg	11							Record: 3-4-3	
	25	Cincinnati	0		16	Miami	12								
		Record: 6-4-0			48	Muskingum	0								
					63	Ohio University	0								
						Record: 7-2-0									

1922	0	Salem	6	1930	0	Salem	6	1938	0	Rutgers	20	1949	7	West Liberty	19	
	0	West Virginia	55		31	Rio Grande	0		28	Otterbein	0		14	Rio Grande	7	
	13	Marshall	0		6	Capital	14		0	Wash. & Jeff.	27		16	Centre	38	
	13	Duquesne	0		0	Ashland	12		0	Denison	34		7	Wilmington	13	
	0	Kalamazoo	23		6	Otterbein	0		0	Wittenberg	13		0	Capital (HC)	27	
	0	Grove City	0		0	Muskingum	45		0	Capital	10		7	Wittenberg	27	
	7	Bethany	20		7	Cincinnati	20		6	Muskingum (HC)	7		17	Bethany	14	
	0	Ohio University	3		7	Kenyon (HC)	0			Record: 1-6-0			7	Carnegie Tech	48	
		Record: 2-5-1				Record: 3-5-0								Record: 2-6-0		
1923	20	Salem	3	1931	6	Ashland	7	1939	25	Rio Grande	0	1950	20	Anderson	7	
	14	Alderson-Broadus	0		0	Rio Grande	6		13	Fairmont State	12		0	Bethany	7	
	33	Marshall	0		6	Capital	3		0	Muskingum	20		0	Capital	7	
	6	Dayton	0		0	Cincinnati	50		7	Denison	6		22	Davis-Elkins (HC)	40	
	56	Kalamazoo	0		0	Marshall	40		16	Otterbein	0		13	Kent State	57	
	15	Grove City	16		0	Otterbein (HC)	13		0	Wittenberg (HC)	13		7	Muskingum	46	
	13	Duquesne	0		0	Ohio Northern	37			Record: 4-3-0			6	Otterbein	32	
	6	Thiel	13		0	Kenyon	26		1940	0	Georgetown (Ky.)	21		6	Wittenberg	34
	7	Ohio University	3			Record: 1-7-0				6	Capital	8			Record: 2-6-0	
		Record: 7-2-0			1932	0	Bethany	0		6	Kenyon	6	1951	32	Anderson	13
1924	7	Grove City	15		7	Oberlin	13		0	Rutgers	53		6	Bethany	7	
	0	Marshall	0		12	Hiram	0		6	Denison	13		6	Capital	6	
	0	W.Va. Wesleyan	20		0	Toledo	6		19	Otterbein (HC)	0		7	Muskingum (HC)	34	
	7	Thiel	0		15	Kenyon	7		7	Wittenberg	26		0	Otterbein	22	
	0	Alderson-Broadus	3		6	Ohio Northern (HC)	0			Record: 1-5-1			23	Salem	0	
	17	Ohio University	21		7	Capital	7		1941	0	Otterbein	41		0	Wittenberg	26
	0	Bethany	6			Record: 3-2-2				7	Mount Union	6			Record: 2-4-1	
	0	Penn State	28		1933	0	Mount Union	20		7	Georgetown (Ky.)	13	1952	0	Grove City	0
		Record: 1-6-1			13	Capital	0		0	Wabash	19		12	Wittenberg (HC)	47	
1925	0	Wash. & Jeff.	72		7	Otterbein	13		0	Denison (HC)	19		12	Capital	49	
	0	Marshall	0		6	Oberlin	0		6	Capital	12		6	Hiram	26	
	0	Penn State	13		7	Allegheny	0		0	Wittenberg	27		31	Otterbein	13	
	0	Grove City	26		0	Kent State	12			Record: 1-6-0			7	Muskingum	36	
	7	Ohio University	10		7	Kenyon (HC)	7		1942	9	Rio Grande (HC)	7		0	Bethany	32
	0	Salem	0			Record: 3-3-1				24	Rio Grande	13		25	Wilmington	14
		Record: 0-4-2									Record: 2-0-0				Record: 2-5-1	
1926	0	Oberlin	27	1934	28	Rio Grande	0						1953	14	Bethany (HC)	7
	6	Penn State	48		6	Muskingum	28		1943-1945		Did not play			0	Capital	19
	7	Cincinnati	22		3	Capital	0		1946	0	W.Va. Tech	21		0	Grove City	6
	0	Wittenberg	40		12	Oberlin (HC)	12			12	Capital	0		6	Muskingum	48
	6	Kenyon	20		7	Kenyon	7		0	6	Rio Grande	7		7	Otterbein	19
	7	Otterbein	0		0	Denison	7			12	Kenyon	0		7	Wilmington	26
	0	Ohio University (HC)	12			Record: 2-3-2				18	Wilmington	0		0	Wittenberg	63
	6	Muskingum	27		1935	27	Ashland	6		0	Wittenberg (HC)	7			Record: 1-6-0	
		Record: 1-7-0			9	Rutgers	26			20	W.Va. Wesleyan	33				
1927	6	Otterbein	0		0	Oberlin	4				Record: 3-4-0		1954	13	Bethany	6
	0	Ohio University	20		0	Wash. & Jeff.	34		1947	0	West Liberty	13		0	Capital	28
	6	Cincinnati	6		12	Capital	13			7	Capital	19		12	Hiram	12
	14	Capital	0		22	Denison (HC)	6			13	Rio Grande	7		6	Muskingum	42
	0	Kenyon (HC)	7		31	Bowling Green	0			6	Kenyon (HC)	6		12	Ohio Northern (HC)	0
	0	Muskingum	40		9	Muskingum	6			20	Wilmington	12		7	Otterbein	26
		Record: 2-3-1				Record: 4-4-0				6	Wittenberg	19		19	Wilmington	13
1928	0	Ohio Wesleyan	33	1936	51	Rio Grande	6			6	W.Va. Wesleyan	12		20	Wittenberg	19
	0	Salem	12		0	Rutgers	13			0	Record: 2-5-0				Record: 4-3-1	
	38	Otterbein	0		19	Capital	0		1948	6	Centre	7	1955	0	Muskingum	53
	13	Capital	0		26	Otterbein	0			19	Rio Grande	0		13	Wittenberg	44
	14	Muskingum	13		6	Wash. & Jeff.	26			21	Carnegie Tech	7		0	Capital	37
	0	Ohio University	0		14	Kent State	12			6	Capital	13		7	Hiram	32
	40	Kenyon (HC)	0		20	Muskingum (HC)	18			12	Wilmington	16		0	Otterbein	12
		Tied with Muskingum as				Ohio Conference				26	Wittenberg	7		0	Ohio Northern	19
		Ohio Conference				Champions				18	Wabash (HC)	7		13	Bethany (HC)	27
		Champions				Record: 5-2-0				13	W.Va. Wesleyan	34		7	Wilmington	19
		Record: 4-2-1									Record: 4-4-0				Record: 0-8-0	
1929	0	Ohio Wesleyan	52	1937	6	Morris Harvey	7				Record: 4-4-0		1956	0	W.Va. Wesleyan	6
	19	Rio Grande	7		6	Miami (Ohio)	75							6	Wittenberg	41
	6	Otterbein	2		6	Capital	26							0	Muskingum	33
	6	Muskingum (HC)	27		19	Muskingum	13							13	Otterbein (HC)	26
	24	Capital	0		12	Wittenberg	6							6	Capital	58
	13	Kenyon	20		12	Otterbein	0							0	Bethany	53
	0	Ohio University	46		0	Wash. & Jeff. (HC)	6							6	Hiram	25
	6	John Carroll	25		12	Ashland	0								Record: 0-7-0	
		Record: 3-5-0				Record: 4-4-0										

1957	13	W.Va. Wesleyan	12	1964	10	California (Pa.)	21	1971	0	Westminster	26	1978	30	Heidelberg	14
	0	Wittenberg	27		19	Susquehanna	36		20	Muskingum	7		2	Wittenberg	21
	26	Mount Union	32		0	Muskingum	21		14	Kenyon	13		9	Denison	7
	27	Hiram	13		13	Hiram	12		24	Hiram	23		28	Kenyon	3
	6	Bethany (HC)	49		0	Wittenberg	35		27	Capital (HC)	13		0	Wooster	24
	13	Otterbein	47		8	Otterbein (HC)	17		10	Otterbein	22		7	Muskingum	12
	18	Capital	41		0	Capital	24		18	Mount Union	29		17	Otterbein (HC)	3
	0	Muskingum	74		13	Fairmont State	27		23	W.Va. Wesleyan	24		13	Capital	8
		Record: 2-6-0			7	Wayne State	3		13	Heidelberg	21		0	OAC Playoff	
						Record: 2-7-0				Record: 4-5-0			0	Ohio Wesleyan	13
														Record: 5-4-0	
1958	25	W.Va. Wesleyan	12	1965	7	Hillsdale	19	1972	27	Allegheny	7	1979	42	Heidelberg	12
	0	Wittenberg	36		21	Susquehanna	7		13	Capital	7		14	Wittenberg	53
	14	Mount Union	9		0	Muskingum	47		10	Hiram	8		7	Denison	48
	34	Hiram	14		7	Hiram	41		9	Heidelberg	34		14	Kenyon	16
	0	Kenyon	6		7	Capital (HC)	28		42	Otterbein (HC)	14		6	Wooster	14
	14	Otterbein (HC)	12		0	Otterbein	10		14	Denison	30		14	Muskingum (HC)	16
	14	Capital	21		0	Mount Union	41		8	Ohio Wesleyan	19		10	Otterbein	11
	16	Muskingum	31		7	W.Va. Wesleyan	34		19	Westminster (Pa.)	21		17	Capital	21
	44	Bethany	36		0	Ashland	14		12	Muskingum	41		9	OAC Playoff	
		Record: 5-4-0				Record: 1-8-0				Record: 4-5-0				Heidelberg	21
														Record: 2-7-0	
1959	24	Muskingum	36	1966	6	Hillsdale	13	1973	23	Allegheny	22	1980	3	Capital	13
	8	Wittenberg	27		16	California (Pa.)	0		7	Capital	13		0	Muskingum	21
	6	Grove City	27		0	Muskingum	34		14	Hiram	7		14	Otterbein	7
	36	Hiram	8		34	Hiram	0		0	Heidelberg	16		0	Baldwin-Wallace	41
	44	Kenyon	0		0	Capital	15		12	Otterbein	10		6	Kenyon	17
	12	Otterbein	16		6	Otterbein (HC)	3		21	Denison (HC)	15		7	Mount Union (HC)	22
	22	Capital (HC)	14		10	Mount Union	20		23	Ohio Wesleyan	10		7	Wabash	42
	90	Wash. & Jefferson	0		17	W.Va. Wesleyan	0		34	Anderson	17		7	Heidelberg	21
	32	Bethany	8		7	Ashland	7		7	Muskingum	10		3	Ohio Wesleyan	3
		Record: 5-4-0				Record: 4-4-1				Wittenberg	35			Record 1-7-1	
										Record: 6-4-0					
1960	22	W.Va. Wesleyan	12	1967	8	Emory & Henry	23	1974	12	Denison	21	1981	0	Capital	24
	6	Muskingum	64		26	California (Pa.)	35		21	Capital	6		3	Muskingum	17
	14	Mount Union	6		40	Kenyon	6		10	Mount Union	7		0	Otterbein	44
	0	Wittenberg	54		15	Hiram (HC)	7		20	Ohio Northern	7		0	Baldwin-Wallace	47
	38	Hiram	0		0	Capital	31		28	Otterbein	29		0	Kenyon	20
	34	Kenyon (HC)	12		10	W.Va. Wesleyan	13		21	Wooster (HC)	13		0	Mount Union	58
	20	Otterbein	44		6	Heidelberg	0		0	Baldwin-Wallace	73		0	Wabash (HC)	38
	28	Capital	15			Record: 4-4-1			30	Heidelberg	19		13	Heidelberg	21
	20	Salem	7						40	Muskingum	27		0	Ohio Wesleyan	45
		Record: 6-3-0								Record: 6-3-0				Record: 0-9-0	
1961	0	Muskingum	14	1968	13	Emory & Henry	32	1975	6	Denison	14	1982	7	Heidelberg	19
	7	Mount Union	12		7	Muskingum	0		28	Capital	14		2	Capital	44
	12	West Liberty	21		21	Kenyon	0		0	Mount Union	26		13	Muskingum	33
	0	Wittenberg	52		12	Hiram	7		26	Ohio Northern (HC)	28		13	Mount Union	57
	41	Kenyon	41		25	Otterbein (HC)	6		13	Otterbein	9		3	Wittenberg	65
	8	Otterbein	10		14	Mount Union	0		27	Wooster	14		0	Ohio Northern	20
	6	Capital (HC)	15		13	W.Va. Wesleyan	6		14	Baldwin-Wallace	59		10	Denison	14
	7	Waynesburg	32		42	Heidelberg	0		7	Heidelberg	17		7	Ohio Wesleyan	16
	20	Geneva	26			Record: 7-2-0			25	Muskingum	20		10	Otterbein	28
		Record: 0-8-1								Record: 4-5-0				Record: 0-9-0	
1962	6	Fairmont State	14	1969	14	Westminster	8	1976	6	Muskingum	7	1983	0	Heidelberg	20
	0	Muskingum	58		0	Muskingum	17		3	Georgetown (Ky.)	34		7	Capital	41
	7	West Liberty	38		17	Kenyon	0		14	Capital	22		9	Muskingum	42
	0	Wittenberg (HC)	55		43	Hiram (HC)	8		7	Kenyon	6		0	Mount Union	28
	12	Waynesburg	22		10	Capital	0		25	Denison (HC)	7		7	Wittenberg	35
	28	Otterbein	42		28	Otterbein	24		20	Mount Union	7		0	Ohio Northern	60
	29	Capital	28		20	Mount Union	12		0	Baldwin-Wallace	24		0	Denison	25
	0	Wooster	52		24	W.Va. Wesleyan	0		34	Ohio Wesleyan	25		0	Ohio Wesleyan	31
	7	Heidelberg	20		14	Heidelberg	12		7	Otterbein	14		14	Otterbein	45
		Record: 1-8-0				Record: 8-1-0				Record: 4-5-0				Record: 0-9-0	
1963	21	California (Pa.)	44	1970	6	Westminster	26	1977	14	Muskingum	27	1984	6	Otterbein	10
	12	Muskingum	57		21	Muskingum	27		21	Georgetown (Ky.)	31		21	Capital	34
	13	Wayne State	9		21	Kenyon	0		6	Capital	7		0	Mount Union	31
	20	Hiram (HC)	19		30	Capital	34		6	Kenyon	18		0	Heidelberg	42
	7	Wittenberg	57		17	Otterbein (HC)	21		10	Denison	7		3	Mercyhurst	14
	14	Otterbein	0		7	Mount Union	14		20	Mount Union (HC)	6		13	Baldwin-Wallace	22
	7	Capital	6		45	W.Va. Wesleyan	20		18	Baldwin-Wallace	27		3	Wittenberg	24
	14	Wooster	10		13	Heidelberg	12		30	Ohio Wesleyan	21		3	Ohio Northern (HC)	3
	12	Heidelberg	39			Record: 4-5-0			0	Otterbein	15		15	Wooster	12
		Record: 5-4-0								Record: 3-6-0			0	Muskingum	14
														Record: 1-8-1	

1985	11	Capital	6	1992	7	Kenyon	7	1999	23	Waynesburg	28	2006	28	Emory & Henry	20
	16	Mount Union	28		0	Ohio Northern	21		35	Muskingum	19		37	Baldwin-Wallace (OT)	31
	9	Heidelberg	27		0	Mount Union	31		7	Baldwin-Wallace	44		24	Otterbein	27
	14	Mercyhurst	21		20	Capital	0		10	Ohio Northern	32		10	Capital	52
	0	Baldwin-Wallace	34		13	Hiram	0		0	John Carroll	10		30	Muskingum	10
	30	Ohio Northern	12		16	Otterbein	28		27	Heidelberg	33		7	John Carroll (HC)	20
	14	Oberlin (HC)	0		7	Baldwin-Wallace	35		21	Mount Union	56		16	Ohio Northern	6
	3	Muskingum	27		6	John Carroll	42		38	Hiram	14		32	Heidelberg	17
	7	Wittenberg	13		14	Heidelberg	21		21	Capital	49		27	Wilmington	14
	21	Otterbein	2		21	Muskingum	0		14	Otterbein	37		17	Mount Union	45
		Record:	4-6-0			Record:	3-6-1			Record:	2-8-0			Record:	6-4-0
1986	31	Bluffton	0	1993	10	Kenyon	21	2000	31	Waynesburg	29	2007	14	Saint John's	55
	51	Ohio Northern	7		0	Ohio Northern	23		35	John Carroll	42		6	Baldwin-Wallace	24
	0	Baldwin-Wallace	12		0	Mount Union	37		34	Heidelberg	7		23	Otterbein	41
	23	Capital	0		10	Capital	14		29	Muskingum	31		0	Capital	27
	0	Wittenberg	34		10	Hiram	8		14	Mount Union	54		27	Muskingum	21
	26	Otterbein	7		0	Otterbein (HC)	10		52	Capital (HC)	21		9	John Carroll	27
	14	Muskingum (HC)	41		9	Baldwin-Wallace	31		17	Otterbein	21		7	Ohio Northern (HC)	14
	26	Oberlin	16		13	John Carroll	19		14	Baldwin-Wallace	34		31	Heidelberg	23
	28	Heidelberg	23		6	Heidelberg	26		23	Wilmington	39		38	Wilmington	14
	0	Mount Union	28		19	Muskingum	7		27	Ohio Northern	68		0	Mount Union	57
		Record:	6-4-0			Record:	2-8-0			Record:	3-7-0			Record:	3-7
1987	10	Bluffton	21	1994	20	Thiel	16	2001	24	Bluffton	13	2008	21	Thiel	18
	31	Ohio Northern	34		14	John Carroll	21		17	John Carroll	51		7	Wilmington	34
	7	Baldwin-Wallace	24		13	Baldwin-Wallace	36		17	Heidelberg	38		16	Baldwin-Wallace	45
	20	Capital	24		24	Hiram	2		31	Muskingum	28		6	Capital	38
	12	Wittenberg	31		7	Mount Union	34		0	Mount Union	47		6	John Carroll	31
	9	Otterbein (HC)	3		48	Capital (HC)	21		13	Capital	42		0	Ohio Northern	28
	24	Muskingum	48		14	Ohio Northern	24		20	Otterbein	42		30	Muskingum (HC)	22
	30	Oberlin	13		42	Otterbein	16		22	Baldwin-Wallace	46		0	Otterbein	55
	38	Heidelberg	17		15	Heidelberg	22		16	Wilmington	28		40	Heidelberg	42
	14	Mount Union	33		7	Muskingum	6		0	Ohio Northern	51		0	Mount Union	49
		Record:	3-7-0			Record:	5-5-0			Record:	2-8			Record:	2-8
1988	31	Kalamazoo	21	1995	36	Thiel	0	2002	28	Bluffton	27	2009	20	Thiel	14
	14	Capital	23		21	John Carroll	21		27	Otterbein	34		24	Wilmington	20
	9	Muskingum	44		27	Baldwin-Wallace	10		0	Capital	35		13	Baldwin-Wallace	34
	8	Wittenberg	48		26	Hiram	7		27	Heidelberg	38		13	Capital	37
	3	Heidelberg	28		37	Mount Union	41		0	John Carroll	46		0	John Carroll	22
	31	Otterbein	27		69	Capital	7		10	Ohio Northern	42		10	Ohio Northern (HC)	41
	16	W.Va. Wesleyan	31		29	Ohio Northern (HC)	27		32	Wilmington	31		12	Muskingum	15
	32	Mount Union	37		45	Otterbein	14		10	Mount Union	56		25	Otterbein	22
	14	Baldwin-Wallace	27		50	Heidelberg	34		14	Baldwin-Wallace	40		14	Heidelberg	42
	12	Ohio Northern	27		24	Muskingum	0		31	Muskingum	25		0	Mount Union	56
		Record:	2-8-0			Record:	8-1-1			Record:	3-7-0			Record:	3-7
1989	31	Kalamazoo	6	1996	35	Central (Iowa)	18	2003	40	Dubuque	7				
	13	Capital	10		55	Capital	0		21	Otterbein	26				
	20	Muskingum	44		11	John Carroll	38		13	Capital	46				
	10	John Carroll	13		43	Baldwin-Wallace	30		13	Heidelberg	21				
	12	Heidelberg	28		56	Otterbein	0		13	John Carroll	42				
	16	Otterbein	19		37	Hiram (HC)	3		13	Ohio Northern (HC)	21				
	13	Hiram	10		14	Ohio Northern	26		31	Wilmington	37				
	7	Mount Union	31		16	Mount Union	61		0	Mount Union	55				
	7	Baldwin-Wallace	27		58	Heidelberg	28		15	Baldwin-Wallace	57				
	22	Ohio Northern	24		30	Muskingum	3		19	Muskingum	16				
		Record:	3-7-0			Record:	7-3-0			Record:	2-8-0				
1990	19	Alma	21	1997	10	Central (Iowa)	9	2004	13	Dubuque	8				
	7	John Carroll	48		18	Capital	28		31	Heidelberg	8				
	10	Heidelberg	8		12	John Carroll	18		3	John Carroll	20				
	17	Baldwin-Wallace	45		17	Baldwin-Wallace	35		24	Otterbein	23				
	7	Muskingum	21		51	Otterbein	34		7	Capital (HC)	43				
	28	Hiram (HC)	14		55	Hiram	10		0	Mount Union	57				
	23	Otterbein	24		17	Ohio Northern (HC)	20		12	Muskingum	7				
	30	Ohio Northern	50		7	Mount Union	69		48	Wilmington	7				
	0	Mount Union	58		37	Heidelberg	52		26	Baldwin-Wallace	0				
	7	Capital	27		14	Muskingum	12		21	Ohio Northern	28				
		Record:	2-8-0			Record:	4-6-0			Record:	6-4-0				
1991	7	Alma	21	1998	32	Waynesburg	15	2005	25	Emory & Henry	7				
	7	John Carroll	42		35	Muskingum	7		46	Heidelberg	21				
	0	Heidelberg	48		28	Baldwin-Wallace	42		17	John Carroll	48				
	13	Baldwin-Wallace	50		7	Ohio Northern	20		17	Otterbein	31				
	0	Muskingum	49		21	John Carroll	45		10	Capital (HC)	41				
	29	Hiram	35		38	Heidelberg (HC)	12		7	Mount Union	59				
	21	Otterbein (HC)	22		6	Mount Union	41		18	Muskingum	17				
	6	Ohio Northern	40		28	Hiram	14		18	Wilmington	3				
	6	Mount Union	43		35	Capital	7		32	Baldwin-Wallace	31				
	6	Capital	34		28	Otterbein	24		7	Ohio Northern	58				
		Record:	0-10-0			Record:	6-4-0			Record:	5-5-0				

* HC denotes Homecoming Game

YEAR-BY-YEAR

YEAR	G	W	L	T	COACH
1892	3	1	1	1	No coach
1893	1	0	1	0	Joseph Manley
1894	8	5	3	0	Joseph Manley
1895	6	4	1	1	Joseph Manley
1896	7	5	2	0	Joseph Manley
1897	8	3	4	1	Judge C. M. Showalter
1898	7	3	4	0	Judge C. M. Showalter
1899	8	5	3	0	Judge C. M. Showalter
1900	10	6	4	0	Judge C. M. Showalter
1901	9	3	5	1	No coach
1902	9	3	5	1	Ralph MacGoffen
1903	10	7	3	0	William C. Cole
1904	8	4	3	1	H. S. Graver
1905	8	4	2	2	Chester A. Orr
1906	10	9	1	0	H. E. Van Surdam
1907	9	7	2	0	H. E. Van Surdam
1908	8	6	2	0	Howard S. Stuckey
1909	7	4	3	0	Benjamin F. "Jake" Reiter
1910	7	6	1	0	Benjamin F. "Jake" Reiter
1911	9	5	4	0	Benjamin F. "Jake" Reiter
1912	8	4	4	0	Donald D. Drumm
1913	8	5	2	1	Donald D. Drumm
1914	9	7	2	0	Donald D. Drumm
1915	10	6	3	1	Donald D. Drumm
1916	10	7	3	0	Donald D. Drumm
1917	9	6	2	1	Benjamin F. "Jake" Reiter
1918	4	3	1	0	Benjamin F. "Jake" Reiter
1919	1	0	1	0	R. L. Cooke (one game)
	7	7	0	0	Earle "Greasy" Neale
1920	8	7	1	0	Earle "Greasy" Neale
1921	10	3	4	3	Percy W. Griffith
1922	8	2	5	1	Percy W. Griffith
1923	9	7	2	0	Percy W. Griffith
1924	8	1	6	1	Percy W. Griffith
1925	6	0	4	2	Percy W. Griffith
1926	8	1	7	0	Percy W. Griffith
1927	6	2	3	1	Frank "Duke" Hayes
1928	7	4	2	1	Frank "Duke" Hayes
1929	8	3	5	0	Frank "Duke" Hayes
1930	8	3	5	0	Frank "Duke" Hayes
1931	8	1	7	0	Frank "Duke" Hayes
1932	7	3	2	2	Frank "Duke" Hayes
1933	7	3	3	1	Frank "Duke" Hayes
1934	7	2	3	2	Frank "Duke" Hayes
1935	8	4	4	0	Frank "Duke" Hayes
1936	7	5	2	0	Frank "Duke" Hayes
1937	8	4	4	0	Frank "Duke" Hayes
1938	7	1	6	0	Frank "Duke" Hayes
1939	7	4	3	0	Frank "Duke" Hayes
1940	7	1	5	1	Frank "Duke" Hayes
1941	7	1	6	0	Frank "Duke" Hayes
1942	2	2	0	0	Donald D. Drumm
1943					Did not play
1944					Did not play
1945					Did not play
1946	7	3	4	0	Leonard Barnum
1947	7	2	5	0	Paul "Mickey" Glod
1948	8	4	4	0	Paul "Mickey" Glod
1949	8	2	6	0	Paul "Mickey" Glod
1950	8	2	6	0	Ralph C. Patton

YEAR	G	W	L	T	COACH
1951	7	2	4	1	Ralph C. Patton
1952	8	2	5	1	John R. Smith
1953	7	1	6	0	John R. Smith
1954	8	4	3	1	John R. Smith
1955	8	0	8	0	John R. Smith
1956	7	0	7	0	John R. Smith
1957	8	2	6	0	Kenneth A. Mead
1958	9	5	4	0	Kenneth A. Mead
1959	9	5	4	0	Kenneth A. Mead
1960	9	6	3	0	Kenneth A. Mead
1961	9	0	8	1	Kenneth A. Mead
1962	9	1	8	0	Kenneth A. Mead
1963	9	5	4	0	Kenneth A. Mead
1964	9	2	7	0	Robert Lafferty
1965	9	1	8	0	Robert Lafferty
1966	9	4	4	1	Joe McDaniel
1967	9	4	4	1	Joe McDaniel
1968	9	7	2	0	Joe McDaniel
1969	9	8	1	0	Joe McDaniel
1970	9	4	5	0	Joe McDaniel
1971	9	4	5	0	Joe McDaniel
1972	9	4	5	0	Joe McDaniel
1973	10	6	4	0	Joe McDaniel
1974	9	6	3	0	Joe McDaniel
1975	9	4	5	0	Joe McDaniel
1976	9	4	5	0	Joe McDaniel
1977	9	3	6	0	Joe McDaniel
1978	9	5	4	0	Joe McDaniel
1979	9	2	7	0	Joe McDaniel
1980	9	1	7	1	Tom Mulligan
1981	9	0	9	0	Tom Mulligan
1982	9	0	9	0	Tom Mulligan
1983	9	0	9	0	Mike Hollway
1984	10	1	8	1	Mike Hollway
1985	10	4	6	0	Mike Hollway
1986	10	6	4	0	Mike Hollway
1987	10	3	7	0	Mike Schonewolf
1988	10	2	8	0	Mike Schonewolf
1989	10	3	7	0	Mike Schonewolf
1990	10	2	8	0	Mike Schonewolf
1991	10	0	10	0	Gene Epley
1992	10	3	6	1	Gene Epley
1993	10	2	8	0	Gene Epley
1994	10	5	5	0	Gene Epley
1995	10	8	1	1	Gene Epley
1996	10	7	3	0	Gene Epley
1997	10	4	6	0	Gene Epley
1998	10	6	4	0	Gene Epley
1999	10	2	8	0	Gene Epley
2000	10	3	7	0	Gene Epley
2001	10	2	8	0	Gene Epley
2002	10	3	7	0	Gene Epley
2003	10	2	8	0	Todd Glaser
2004	10	6	4	0	Todd Glaser
2005	10	5	5	0	Todd Glaser
2006	10	6	4	0	Curt Wiese
2007	10	3	7	0	Curt Wiese
2008	10	2	8	0	Jeff Filkovski
2009	10	3	7	0	Jeff Filkovski
Total	972	407	529	36	



VS. ALL OPPONENTS

TEAM	G	W	L	T	FIRST	LAST
Akron	5	2	3	0	1910	1914
Alderson-Broadus	2	1	1	0	1923	1924
Allegheny	3	3	0	0	1933	1973
Alma	2	0	2	0	1990	1991
Anderson	3	3	0	0	1950	1973
Antioch	1	1	0	0	1913	1913
Ashland	6	2	3	1	1930	1966
Baldwin-Wallace	32	5	27	0	1974	2009
Bethany	30	18	11	1	1894	1959
Bluffton	4	3	1	0	1986	2002
Boston College	2	0	2	0	1920	1921
Bowling Green State	1	1	0	0	1935	1935
California State	4	1	3	0	1963	1967
Camp Sherman	1	1	0	0	1917	1917
Capital	79	28	49	2	1927	2009
Carnegie Tech	4	3	1	0	1908	1949
Case	1	1	0	0	1915	1915
Central (Ky.)	1	1	0	0	1896	1896
Central (Iowa)	2	2	0	0	1996	1997
Centre	2	0	2	0	1948	1949
Cincinnati	11	6	3	2	1895	1931
Davis-Elkins	5	4	1	0	1915	1950
Dayton	2	2	0	0	1916	1923
Denison	22	11	11	0	1894	1983
Detroit	1	0	1	0	1921	1921
Dubuque	2	2	0	0	2003	2004
Duquesne	5	4	0	1	1914	1923
Emory & Henry	4	2	2	0	1967	2006
Fairmont State	3	1	2	0	1939	1964
Geneva	2	0	2	0	1902	1961
Georgetown (Ky.)	6	2	4	0	1915	1977
Grove City	9	1	6	2	1920	1959
Heidelberg	47	20	27	0	1917	2009
Hillsdale	2	0	2	0	1965	1966
Hiram	32	26	5	1	1914	1999
John Carroll	22	0	21	1	1929	2009
Kalamazoo	4	3	1	0	1922	1989
Kent State	3	1	2	0	1933	1950
Kentucky State	1	1	0	0	1906	1906
Kentucky	3	1	1	1	1903	1908
Kenyon	33	17	11	5	1899	1993
Marshall	14	8	3	3	1909	1931
Martins Ferry AC	1	1	0	0	1894	1894

TEAM	G	W	L	T	FIRST	LAST
Mercyhurst	2	0	2	0	1984	1985
Miami (Ohio)	7	5	2	0	1897	1937
Michigan	2	0	2	0	1915	1916
Michigan State	1	1	0	0	1920	1920
Morris Harvey	2	1	1	0	1917	1937
Mount Union	48	8	39	1	1933	2009
Muskingum	87	40	46	2	1897	2009
Oberlin	11	4	6	1	1898	1987
Ohio Northern	35	9	26	1	1910	2009
Ohio State Medical	6	1	4	1	1897	1906
Ohio State	8	2	6	0	1892	1902
Ohio	35	21	10	4	1894	1929
Ohio Wesleyan	17	5	11	1	1896	1983
Otterbein	82	41	41	0	1892	2009
Parkersburg AC	2	2	0	0	1900	1901
Penn State	3	0	3	0	1924	1926
Pittsburgh	4	1	3	0	1903	1909
Rio Grande	12	10	2	0	1929	1949
Rutgers	4	0	4	0	1935	1940
Saint John's (Minn.)	1	0	1	0	2007	2007
Salem	7	3	3	1	1922	1960
Scio	1	1	0	0	1906	1906
Staats AC	2	1	1	0	1911	1911
Susquehanna	2	1	1	0	1964	1965
Thiel	7	6	1	0	1921	2009
Toledo	1	0	1	0	1932	1932
Transylvania	1	1	0	0	1918	1918
Wabash	6	1	4	1	1916	1981
Washington & Jefferson	15	1	14	0	1894	1959
Waynesburg	5	2	3	0	1961	2000
Wayne State	2	2	0	0	1963	1964
West Liberty State	4	0	4	0	1947	1962
Westminster	5	2	3	0	1920	1972
Western Reserve	2	0	2	0	1900	1907
West Virginia Tech	1	0	1	0	1946	1946
West Virginia	23	6	16	1	1894	1922
West Virginia Wesleyan	32	20	11	1	1896	1988
Wilmington	19	10	9	0	1915	2009
Wittenberg	39	5	33	1	1892	1988
Wooster	7	4	3	0	1962	1984
Wright Field	1	1	0	0	1918	1918

2010 Opponents in Bold Print

MARIETTA ADMINISTRATION

PRESIDENT, DR. JEAN A. SCOTT

A new era began at Marietta College on July 15, 2000 when Dr. Jean A. Scott became the 17th President of the College. She is the first female president at Marietta College.

"Jean Scott brings a well-rooted appreciation of liberal arts colleges and how they can prepare students for all aspects of life and work," former Board of Trustees Chair Timothy O. Cooper said. "That is a core value, perhaps the core of Marietta College, and Dr. Scott will help us achieve that and other aspects of our vision."

Most recently, Scott was president of Bradford College, in Haverhill, Mass.

Scott graduated with a major in history from Westhampton College at the University of Richmond where she was elected Phi Beta Kappa and earned her A.B. degree in 1968. She then attended Harvard University and received her M.A. in history in 1969 and her Ph.D. in history in 1974.

"I am very excited at the opportunity to lead the college with the rich traditions and bright future that Marietta enjoys," Scott said. "It's especially appealing to take on this challenge when the college is reaffirming its commitment to liberal arts education and what that means in the early 21st century. I am confident we can move the College to the next level of excellence in serving our students, the region and the nation."

Since Scott's arrival at Marietta the campus has grown to include many new buildings and facilities, enriching the educational experience for all of its students.



ATHLETICS DIRECTOR, LARRY HISER

Larry Hiser joined Marietta College in March of 2008. He oversees a NCAA Division III athletics program with 18 varsity sports and the College's recreation and intramural programs and facilities.

Prior to joining Marietta, Hiser was the Director of Athletics and Head Baseball Coach at Endicott College in Beverly, Mass., from 1995-2008. Under his watch the Endicott teams won 37 conference championships and participated in 47 NCAA or ECAC tournaments. His baseball teams averaged over 20 wins per year in 13 seasons and won five league championships and one ECAC championship. Endicott also successfully launched new programs for equestrian, lacrosse and football, while improving its facilities that now rank among the finest in New England.

He earned a Bachelor of Arts in English from Ohio Northern University in 1987, where he was an all-conference shortstop on the Polar Bears baseball team. He went on to earn a Master of Science in Physical Education/Athletic Administration from Springfield College in Massachusetts, where he was a graduate assistant. He joined Endicott College in the fall of 1994 as the Gulls' first baseball and basketball coach.

The Oregon, Ohio, native is married to the former Susan Chick (of Williamstown, Mass.). The couple has two children, Dan, 11 and Allison, 9.



ATHLETIC STAFF DIRECTORY

Athletics Director
Larry Hiser (740) 376-4667

Softball/Associate Athletics Director
Jeanne Arbuckle (740) 376-4668

Baseball/Assistant Athletics Director
Brian Brewer (740) 376-4517

Sports Information Director
Dan May (740) 376-4891

Director of the DBRC
Bill Vincent (740) 376-3243

Administrative Assistant
Wendy Thieman (740) 376-4665

Faculty Athletics Representative
Bob Chase (740) 376-4776

Men's Basketball
Jon VanderWal (740) 376-4612

Women's Basketball
Jill Meiring (740) 376-4586

Men & Women's Cross Country
Derek Stanley (740) 376-4656

Football
Jeff Filkovski (740) 376-4664

Men's Rowing
Chris Pucella (740) 376-4515

Women's Rowing
Kelly Harris (740) 376-4671

Men's Soccer
Stephen Rose (740) 376-4949

Women's Soccer
Jen Simonetti (740) 376-4672

Men's and Women's Tennis
Steve Iman (740) 376-4552

Men & Women's Track & Field
Derek Stanley (740) 376-4656

Volleyball
Ray Costa (740) 376-4902

MEDIA INFORMATION

This media guide has been compiled for the use of sports writers, broadcasters, scouts and Marietta College opponents during the 2010 season. We hope you find the information complete and helpful.

Members of the media, welcome at all football games, may make use of our press area. Space, however, is apportioned on a first-come, first-served basis. Photographers may take vantage points along the sidelines surrounding the field, but they are not permitted in the playing area. Any requests dealing with special photo arrangements, media passes, broadcast rights or other media arrangements should be made to the Sports Information Office at Marietta College, Marietta, Ohio, 45750. The office can also be reached at (740) 376-4891 or by fax at (740) 376-4674.

MARIETTA COLLEGE LOCAL MEDIA OUTLETS

PRINT MEDIA

The Marietta Times
700 Channel Lane
Marietta, OH 45750
Office: (740) 376-5441
Fax: (740) 376-5475
Sports Editor: Ron Johnston
Writer: Bill Robinson

The Parkersburg News
P.O. Box 1788
Parkersburg, WV 26101
Office: (304) 485-1891
Fax: (304) 422-7134
Sports Editor: Dave Poe

ELECTRONIC MEDIA

WTAP-TV
One Television Plaza
Parkersburg, WV 26101
Office: (304) 485-4588
Fax: (304) 422-4107
Sports Director: Jim Wharton

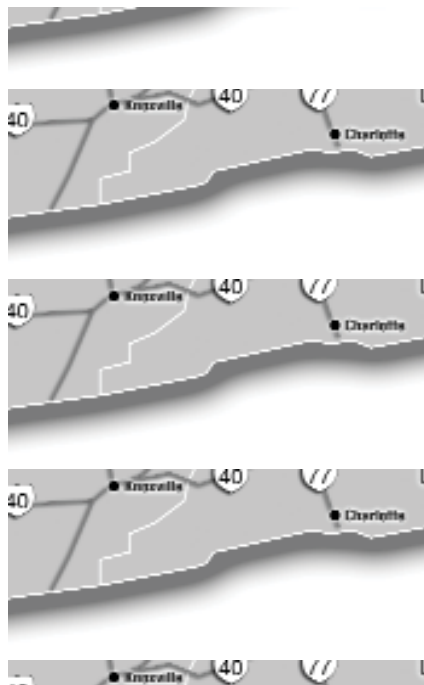
WMOA/WJAW Radio
P.O. Box 708
Marietta, OH 45750
Office: (740) 373-1490
Fax: (740) 373-1717
WMOA Sports Director: John Wharff
WJAW Sports Director: Chris Wharff

CAMPUS MEDIA

WCMO Radio
Marietta College
Marietta, OH 45750
Office: (740) 376-4849

WMRT Radio
Marietta College
Marietta, OH 45750
Office: (740) 376-4806

The Marcolian
Marietta College
Marietta, OH 45750
Office: (740) 376-4555
Fax: (740) 376-4810



DIRECTIONS TO MARIETTA COLLEGE

FROM EXIT 1 MARIETTA:

Bear right from exit ramp. At sixth light turn right (at Kentucky Fried Chicken or Fourth Street). Visitors' Parking Lot is one block on the right.

FROM PITTSBURGH:

Take I-79 South to I-70 West to I-77 South and take Exit 1.

FROM CLEVELAND:

Take I-77 South to Exit 1.

FROM CINCINNATI:

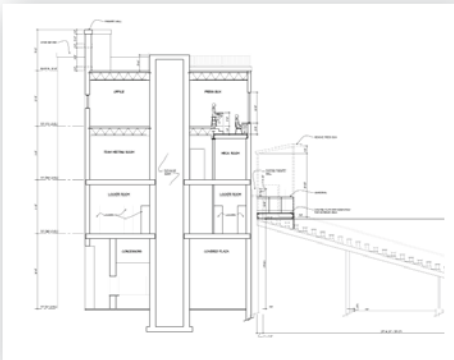

Route 32 East becomes Route 50 East to Route 7 North into Marietta (over Washington Street Bridge). At the third traffic light (Fourth Street), turn right and go four blocks to Visitors' Parking on left.

FROM COLUMBUS:

Take I-70 East to I-77 South and get off at Exit 1.

LATEST INFO ON *PIONEERS.MARIETTA.EDU*

THE FUTURE OF FOOTBALL AT MARIETTA COLLEGE **THE DON DRUMM STADIUM PROJECT**



With the recent commitment of a \$2.6 million gift by the Chlapaty Family, the face and force of football at Marietta College will experience a dramatic transformation in the months to come.

By the fall of 2011, the game day experience for players and fans alike will undergo an exciting renewal creating one of the signature Division III football venues in the country.

Providing a true home for Pioneer football as well as a competitive stage for track and field, the new Don Drumm Stadium will feature:

- Expanded public concourses
- New concession stands
- Improved and expanded restroom facilities
- Updated media and press box areas
- Efficient taping and locker room spaces
- Spacious team meeting rooms
- New scoreboard with full-color message center
- Renovated stadium seating with 50 yard line VIP section
- Attractive office and recruiting commons

For all that, realizing the dream of an all new Don Drumm Stadium is not without the need to gain some extra yardage and momentum.

The project's final price tag will approach \$3.6 million and in order to create an attractive venue that also serves the College's needs to recruit talented student-athletes at the same time, there is more work to be completed.